

ANYONE Internal

by MEGA'GEN



Key Advantages

AnyOne® can be enjoyed by anyone from the beginner to the most experienced implantologist.

Simplified compatible & Single platform prosthetics (11° Internal Hex Connection).



206 Characteristics & Advantages

206 I. Design Concept

207 II. Variety of AnyOne Fixtures

208 III. Features

210 Fixture Product

210 I. Fixture Dimension

212 II. Fixture Size

215 Cover Screw & Healing Abutment

218 Abutment & Prosthetic Options

218 I. Fixture Level Prosthesis

224 II. Abutment Level Prosthesis

- 224 1. Solid Abutment & Components
- 227 2. Octa Abutment & Components
- 231 3-1. Multi-unit Abutment & Components(N.Type)
- 239 3-2. Multi-unit Abutment & Components(S.Type)
- 243 4. Flat Abutment & Components
- 246 5. EZ CROWN & Components

249 III. Overdenture Prosthesis

- 249 1. MegaGen Overdenture System
- 250 2. Meg-Loc Abutment & Components
- 253 3. Meg-Ball Abutment & Components
- 256 4. Meg-Magnet Abutment & Components
- 259 5. Meg-Rhein Abutment & Components

265 Clinical Case

Characteristics & Advantages


I. Design Concept

AnyOne® implant system was developed to be Tissue friendly, Operator friendly, and Patient friendly (T.O.P concept).

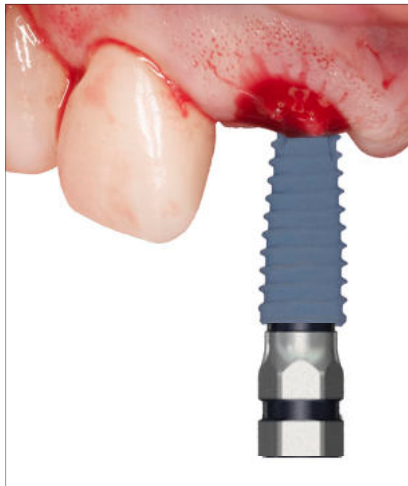
From a novice to an expert, every body can enjoy the benefits that AnyOne offers. The convenience of implant placement, the initial stability, excellent soft & hard tissue response and overall shorter treatment time are just few reasons that AnyOne will become your implant choice. Patients can expect minimally invasive surgery with less pain, shorter healing time, and a more esthetic final restoration. The AnyOne implant system truly offers a better experience and satisfaction to both the dentist and the patient.

1. Tissue friendly



- Improved surface treatment - 
- Better crestal bone response due to stress reduction design
- Better cancellous bone response due to evenly-distributed stress
- Better soft tissue response thanks to the bio-friendly S-line shape

2. Operator friendly



- Simplified surgical protocol giving predictable initial stability
- Simplified & compatible, single platform prosthetics
- Secure osseointegration with shortened healing times
- High osseointegration

3. Patient friendly



- Minimally invasive surgery
- Shorter recovery and treatment time
- Enhanced esthetic results

II. Variety of AnyOne Fixtures

AnyOne has a variety of choices.

1. Easy and convenient "Regular Thread"



For Hard Bone

Easy and Simple placement for all cases.

Ø3.5, Ø4.0, Ø4.5, Ø5.0, Ø6.0, Ø7.0

2. "Deep Thread" for stronger initial fixation



For Soft Bone

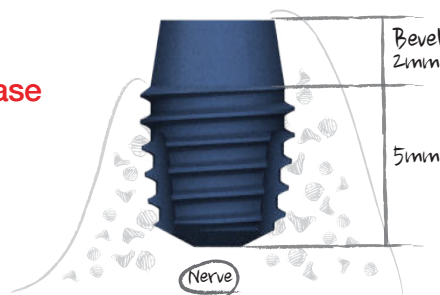
New design with extended thread gives substantially stronger initial stability for soft bone application.

Ø4.5, Ø5.5, Ø6.5, Ø7.5, Ø8.0



Deep Thread

3. "Special 7mm" essential for special case



For Irregular Ridge

This 'Special 7mm' fixture can be used for non-uniform bone loss case with limited available vertical dimension.

Ø4.5, Ø5.0, Ø6.0, Ø7.0



7mm Implant

III. Features

Simplified surgical protocol with predictable initial stability

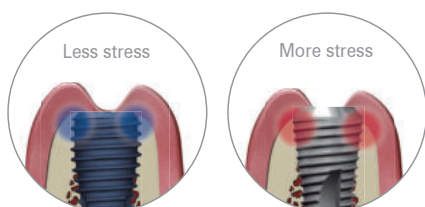


Fixture design allows easier drilling in any bone density, while ensuring high initial stability

Diverse prosthetic options for convenient solutions

Convenient single prosthetic connection for all fixture sizes with 11° internal hex connection

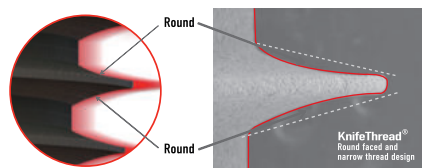
Reduces stress on crestal bone



- Placing fixture in alveolar bone is easier to control due to straight upper portion of fixture
- Crestal bone loss is minimized by reducing stress on cortical bone

KnifeThread®


Distributes stress on cancellous bone



- Best ISQ values due to special **KnifeThread®** design
- Higher initial stability in any bone density due to KnifeThread super self-tapping design
- Ongoing bone condensing & ridge expansion
- Maximizes resistance to compressive force
- Minimizes production of shear force

Advantage for esthetic & CAD / CAM prosthetics

Sloped shoulder margin of AnyOne abutments are ideal for CAD/CAM zirconia prosthetics



Excellent soft tissue response

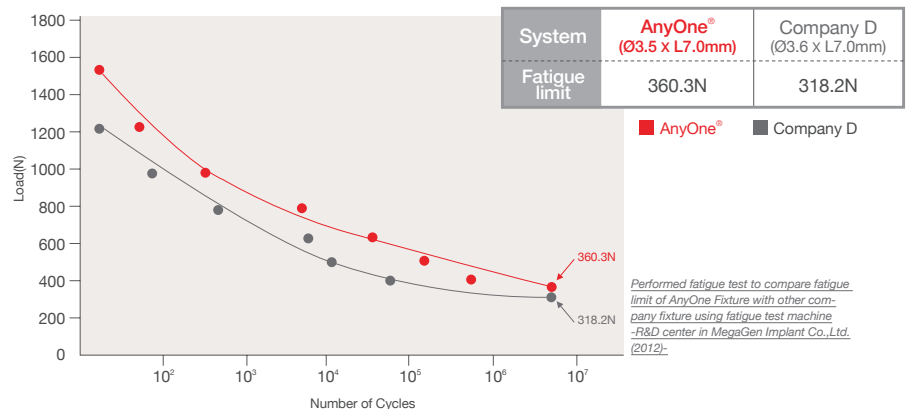
Biological S-line provides seamless natural-looking & more functional emergence profile



Higher strength

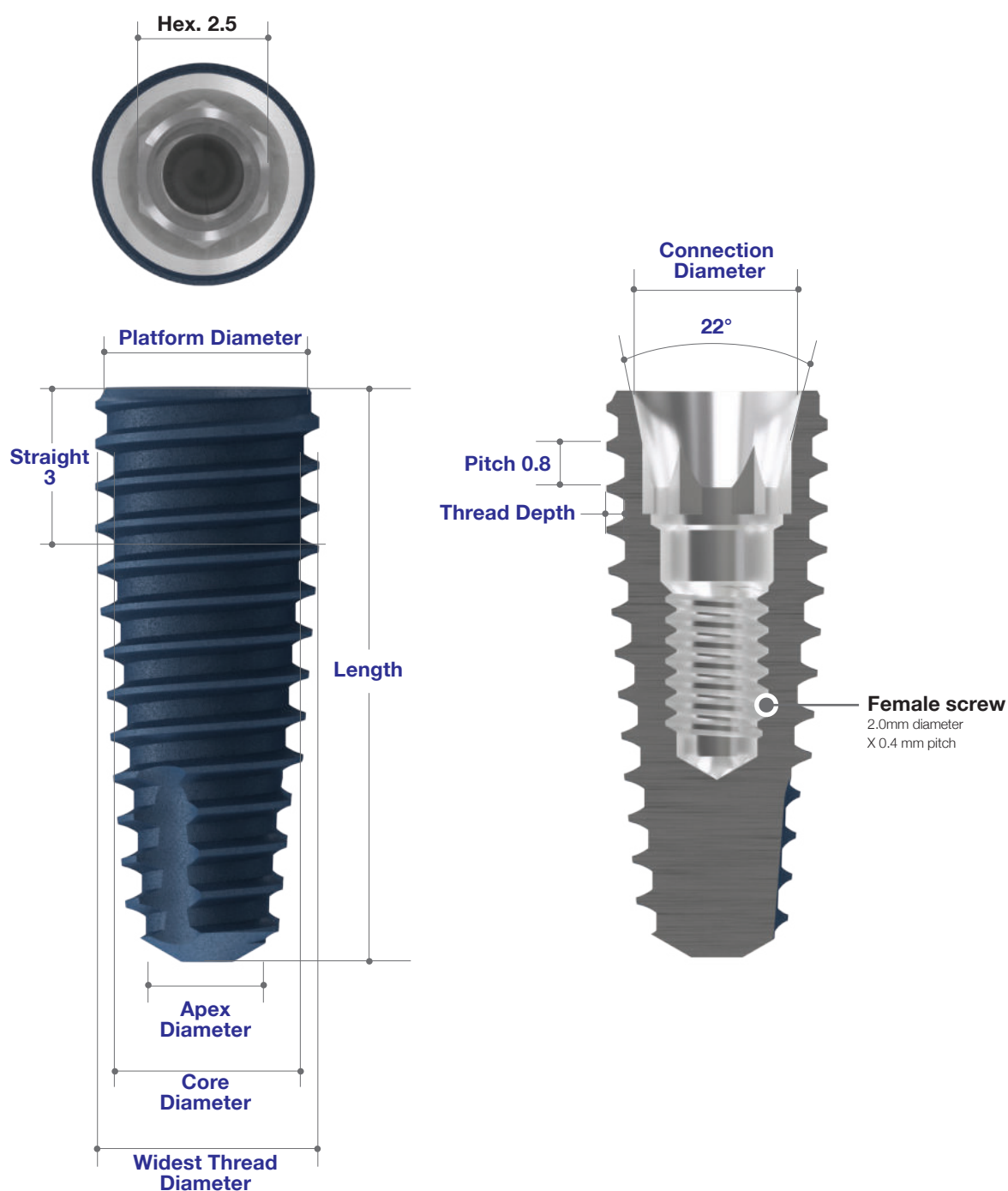
- Ø4.5 can be used in molar area without concern of fracturing
- AnyOne wide parallel-wall design is more resistant to fracturing than most other fixtures
- AnyOne is applicable to most cases, reducing need for GBR

Fatigue test



Fixture Product

I. Fixture Dimension



Fixture Size variation

• Regular Thread

Fixture Diameter	Widest thread Diameter	Platform Diameter	Apex Diameter	Core Diameter (Thread Depth)	Length(mm)	Connection Diameter
Ø3.5	Ø3.9	Ø3.5	Ø2.6	Ø2.8(0.25)	7.0 / 8.0 / 9.5 / 11.0 / 12.5 / 14.5	Ø3.1
Ø4.0	Ø4.3	Ø3.9	Ø3.0	Ø3.6(0.35)	7.0 / 8.0 / 9.5 / 11.0 / 12.5 / 14.5	Ø3.3
Ø4.5	Ø4.8	Ø3.9	Ø3.5	Ø4.1(0.35)	7.0 / 8.0 / 9.5 / 11.0 / 12.5 / 14.5	Ø3.3
Ø5.0	Ø5.3	Ø3.9	Ø3.6	Ø4.6(0.35)	7.0 / 8.0 / 9.5 / 11.0 / 12.5 / 14.5	Ø3.3
Ø6.0	Ø6.3	Ø3.9	Ø4.6	Ø5.6(0.35)	7.0 / 8.0 / 9.5 / 11.0 / 12.5	Ø3.3
Ø7.0	Ø7.3	Ø3.9	Ø5.7	Ø6.6(0.35)	7.0 / 8.0 / 9.5 / 11.0 / 12.5	Ø3.3

• (Excluding length 7 & 8.5)

• Deep Thread

Fixture Diameter	Widest thread Diameter	Platform Diameter	Apex Diameter	Core Diameter (Thread Depth)	Length(mm)	Connection Diameter
Ø4.5	Ø4.8	Ø3.9	Ø3.5	Ø3.6(0.6)	7.0 / 8.0 / 9.5 / 11.0 / 12.5 / 14.5	Ø3.3
Ø5.5	Ø5.8	Ø3.9	Ø4.1	Ø4.6(0.6)	7.0 / 8.0 / 9.5 / 11.0 / 12.5 / 14.5	Ø3.3
Ø6.5	Ø6.8	Ø3.9	Ø5.1	Ø5.6(0.6)	7.0 / 8.0 / 9.5 / 11.0 / 12.5 / 14.5	Ø3.3
Ø7.5	Ø7.8	Ø3.9	Ø6.2	Ø6.6(0.6)	7.0 / 8.0 / 9.5 / 11.0 / 12.5 / 14.5	Ø3.3
Ø8.0	Ø8.3	Ø3.9	Ø6.7	Ø6.6(0.85)	7.0 / 8.0 / 9.5 / 11.0 / 12.5	Ø3.3

• (Excluding length 7 & 8.5)

• Special 7mm

Fixture Diameter	Widest thread Diameter	Platform Diameter	Apex Diameter	Core Diameter (Thread Depth)	Length(mm) (Bevel H)	Connection Diameter
Ø4.5	Ø4.8	Ø3.9	Ø3.5	Ø4.1(0.3)	7(2)	Ø3.3
Ø5.0	Ø5.3	Ø3.9	Ø3.6	Ø4.6(0.3)	7(2)	Ø3.3
Ø6.0	Ø6.3	Ø3.9	Ø4.6	Ø5.6(0.3)	7(2)	Ø3.3
Ø7.0	Ø7.3	Ø3.9	Ø5.7	Ø6.6(0.3)	7(2)	Ø3.3

II. Fixture Size

Regular Thread Ø3.5

- Cover Screw(cs) included

Diameter	Length(mm)	Ref.C
Ø3.5	7.0	IF3507C
	8.5	IF3508C
	10.0	IF3510C
	11.5	IF3511C
	13.0	IF3513C
	15.0	IF3515C



Regular Thread Ø4.0

- Cover Screw(cs) included

Diameter	Length(mm)	Ref.C
Ø4.0	7.0	IF4007C
	8.5	IF4008C
	10.0	IF4010C
	11.5	IF4011C
	13.0	IF4013C
	15.0	IF4015C



Regular Thread Ø4.5

- Cover Screw(cs) included

Diameter	Length(mm)	Ref.C
Ø4.5	7.0	IF4507C
	8.5	IF4508C
	10.0	IF4510C
	11.5	IF4511C
	13.0	IF4513C
	15.0	IF4515C



Regular Thread Ø5.0

- Cover Screw(cs) included


Diameter	Length(mm)	Ref.C
Ø5.0	7.0	IF5007C
	8.5	IF5008C
	10.0	IF5010C
	11.5	IF5011C
	13.0	IF5013C
	15.0	IF5015C



Regular Thread Ø6.0

- Cover Screw(cs) included


Diameter	Length(mm)	Ref.C
Ø6.0	7.0	IF6007C
	8.5	IF6008C
	10.0	IF6010C
	11.5	IF6011C
	13.0	IF6013C



Regular Thread Ø7.0

- Cover Screw(cs) included

Diameter	Length(mm)	Ref.C
Ø7.0	7.0	IF7007C
	8.5	IF7008C
	10.0	IF7010C
	11.5	IF7011C
	13.0	IF7013C



Deep Thread Ø4.5

- Cover Screw(cs) included


Diameter	Length(mm)	Ref.C
Ø4.5	7.0	IF4507DC
	8.5	IF4508DC
	10.0	IF4510DC
	11.5	IF4511DC
	13.0	IF4513DC
	15.0	IF4515DC



Deep Thread Ø5.5

- Cover Screw(cs) included

Diameter	Length(mm)	Ref.C
Ø5.5	7.0	IF5507DC
	8.5	IF5508DC
	10.0	IF5510DC
	11.5	IF5511DC
	13.0	IF5513DC
	15.0	IF5515DC




➔ Fixture Size

Deep Thread Ø6.5

- Cover Screw(cs) included

Diameter	Length(mm)	Ref.C
Ø6.5	7.0	IF6507DC
	8.5	IF6508DC
	10.0	IF6510DC
	11.5	IF6511DC
	13.0	IF6513DC
	15.0	IF6515DC



Deep Thread Ø7.5

- Cover Screw(cs) included


Diameter	Length(mm)	Ref.C
Ø7.5	7.0	IF7507DC
	8.5	IF7508DC
	10.0	IF7510DC
	11.5	IF7511DC
	13.0	IF7513DC
	15.0	IF7515DC



Deep Thread Ø8.0

- Cover Screw(cs) included


Diameter	Length(mm)	Ref.C
Ø8.0	7.0	IF8007DC
	8.5	IF8008DC
	10.0	IF8010DC
	11.5	IF8011DC
	13.0	IF8013DC



Special Length

- Cover Screw(cs) included

Diameter(mm)	Length(mm)	Ref.C
Ø4.5	7.0	IF4507SC
Ø5.0		IF5007SC
Ø6.0		IF6007SC
Ø7.0		IF7007SC

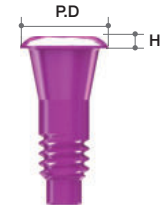


Cover Screw & Healing Abutment

Cover Screw

- Used for two stage surgical protocol.
- Protects the inner portion and platform of the fixture after placing.
- Uses Hand Driver (1.2 Hex).
- Recommend torque : by hand (5 - 8Ncm)
- Aoucs5005-Used for Ø3.5/Ø4.0/Ø4.5 fixture
- Aoucs6005-Used for Ø5.0 fixture

Profile Diameter	Height (mm)	Color	Ref.C
Ø3.5	0.5	Magenta	CS
Ø3.7	1.0	Magenta	CS1
Ø4.1	2.0	Magenta	CS2
Ø5.0	0.5	Gold	AOUCS5005
Ø6.0	0.5	Magenta	AOUCS6005




Healing Abutment

- Creates the emergence profile of the gingival tissue during healing.
- Uses Hand Driver (1.2 Hex).
- Recommend torque : by hand (5 - 8Ncm)



Diameter(mm)	Height(mm)	Ref.C
Ø4.0	2.5	HA4025
	3.0	HA4030
	4.0	HA4040
	5.0	HA4050
	6.0	HA4060
	7.0	HA4070
	8.0	HA4080
	9.0	HA4090
Ø4.5	2.5	HA4525
	3.0	HA4530
	4.0	HA4540
	5.0	HA4550
	6.0	HA4560
	7.0	HA4570
	8.0	HA4580
	9.0	HA4590
Ø5.5	3.0	HA5530
	4.0	HA5540
	5.0	HA5550
	6.0	HA5560
	7.0	HA5570
	8.0	HA5580
	9.0	HA5590

Diameter(mm)	Height(mm)	Ref.C
Ø6.5	3.0	HA6530
	4.0	HA6540
	5.0	HA6550
	6.0	HA6560
	7.0	HA6570
	8.0	HA6580
	9.0	HA6590
Ø7.5	4.0	HA7540
	5.0	HA7550
	6.0	HA7560
	7.0	HA7570
	8.0	HA7580
	9.0	HA7590
Ø8.5	4.0	HA8540
	5.0	HA8550
	6.0	HA8560
	7.0	HA8570
	8.0	HA8580
Ø9.5	9.0	HA8590
	4.0	HA9540
	5.0	HA9550
	6.0	HA9560
	7.0	HA9570
	8.0	HA9580
	9.0	HA9590



NEW PRODUCT

Healing Abutment


(Anatomic type)

- Use with a Hand Driver(1.2 Hex).
- Abutment Screw included.H=4 AOHAS2004/ H=5 AOHAS2005/ H=7 AOHAS2007
- Used for non-submerged type surgery or for two stage surgery.
- Choose appropriate diameter and height of Healing Abutment according to situation.
- Helps to form suitable emergence profile during period of gingival healing.
- Recommend torque : by hand (5 - 8Ncm)

Type	MD (mm)	LL (mm)	Height (mm)	Connection	Ref.C
Incisor	4.0	5.0	4	Hex	AOHI40504T
			5		AOHI40505T
			7		AOHI40507T
	4.5	4.5	4		AOHI45454T
			5		AOHI45455T
			7		AOHI45457T
	6.0	5.0	4		AOHI60504T
			5		AOHI60505T
			7		AOHI60507T
	7.0	6.0	4		AOHI70604T
			5		AOHI70605T
			7		AOHI70607T
	4.0	5.0	4	Non-Hex	AOHI40504NT
			5		AOHI40505NT
			7		AOHI40507NT
	4.5	4.5	4		AOHI45454NT
			5		AOHI45455NT
			7		AOHI45457NT
	6.0	5.0	4		AOHI60504NT
			5		AOHI60505NT
			7		AOHI60507NT
	7.0	6.0	4		AOHI70604NT
			5		AOHI70605NT
			7		AOHI70607NT




Type	MD (mm)	LB (mm)	Height (mm)	Connection	Ref.C
Canine	5.0	6.5	4	Hex	AOHC50654T
			5		AOHC50655T
			7		AOHC50657T
	5.0	6.5	4	Non-Hex	AOHC50654NT
			5		AOHC50655NT
			7		AOHC50657NT



Type	MD (mm)	LB (mm)	Height (mm)	Connection	Ref.C
Pre-Molar	4.5	6.0	4	Hex	AOHM45604T
			5		AOHM45605T
			7		AOHM45607T
	5.0	7.0	4		AOHM50704T
			5		AOHM50705T
			7		AOHM50707T
	4.5	6.0	4	Non-Hex	AOHM45604NT
			5		AOHM45605NT
			7		AOHM45607NT
	5.0	7.0	4		AOHM50704NT
			5		AOHM50705NT
			7		AOHM50707NT



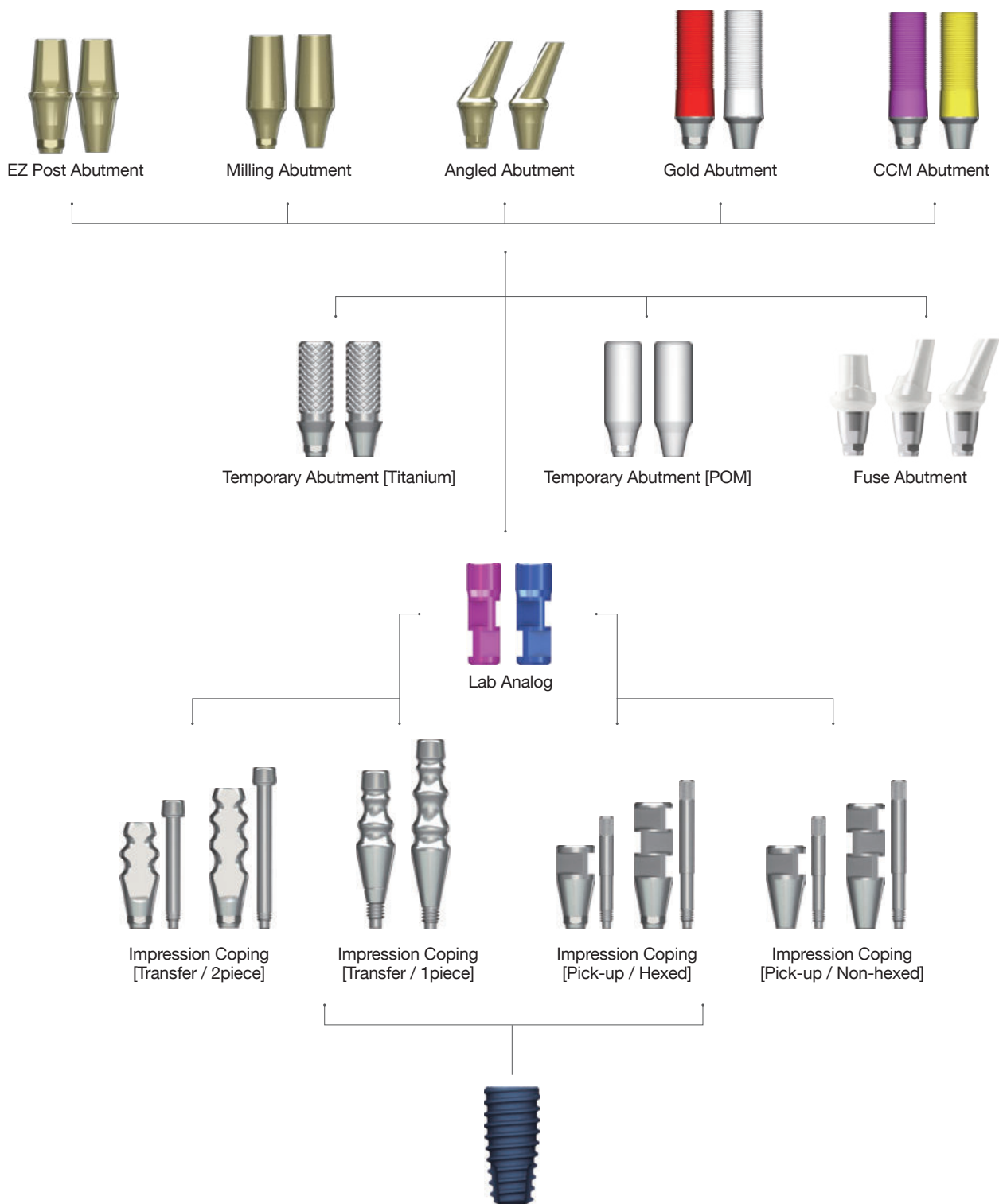
Type	MD (mm)	LB (mm)	Height (mm)	Connection	Ref.C
Molar	6.0	7.0	4	Hex	AOHM60704T
			5		AOHM60705T
			7		AOHM60707T
	6.0	8.0	4		AOHM60804T
			5		AOHM60805T
			7		AOHM60807T
	6.0	9.0	4		AOHM60904T
			5		AOHM60905T
			7		AOHM60907T
	7.0	8.0	4		AOHM70804T
			5		AOHM70805T
			7		AOHM70807T
	7.0	9.0	4		AOHM70904T
			5		AOHM70905T
			7		AOHM70907T
	7.0	10.0	4		AOHM70104T
			5		AOHM70105T
			7		AOHM70107T
	8.0	9.0	4		AOHM80904T
			5		AOHM80905T
			7		AOHM80907T
	8.0	10.0	4		AOHM80104T
			5		AOHM80105T
			7		AOHM80107T
	6.0	7.0	4	Non-Hex	AOHM60704NT
			5		AOHM60705NT
			7		AOHM60707NT
	6.0	8.0	4		AOHM60804NT
			5		AOHM60805NT
			7		AOHM60807NT
	6.0	9.0	4		AOHM60904NT
			5		AOHM60905NT
			7		AOHM60907NT
	7.0	8.0	4		AOHM70804NT
			5		AOHM70805NT
			7		AOHM70807NT
	7.0	9.0	4		AOHM70904NT
			5		AOHM70905NT
			7		AOHM70907NT
	7.0	10.0	4		AOHM70104NT
			5		AOHM70105NT
			7		AOHM70107NT
	8.0	9.0	4		AOHM80904NT
			5		AOHM80905NT
			7		AOHM80907NT
	8.0	10.0	4		AOHM80104NT
			5		AOHM80105NT
			7		AOHM80107NT



Type	MD (mm)	LB (mm)	Height (mm)	Connection	Ref.C
Special	4.5	6.0	4	Hex	AOHS45604T
			5		AOHS45605T
			7		AOHS45607T
	5.0	6.5	4		AOHS50654T
			5		AOHS50655T
			7		AOHS50657T
	5.0	7.0	4		AOHS50704T
			5		AOHS50705T
			7		AOHS50707T
	6.0	7.0	4		AOHS60704T
			5		AOHS60705T
			7		AOHS60707T
	6.0	8.0	4		AOHS60804T
			5		AOHS60805T
			7		AOHS60807T
	6.0	9.0	4		AOHS60904T
			5		AOHS60905T
			7		AOHS60907T
	7.0	8.0	4		AOHS70804T
			5		AOHS70805T
			7		AOHS70807T
	7.0	9.0	4		AOHS70904T
			5		AOHS70905T
			7		AOHS70907T
	7.0	10.0	4		AOHS70104T
			5		AOHS70105T
			7		AOHS70107T
	8.0	9.0	4		AOHS80904T
			5		AOHS80905T
			7		AOHS80907T
	8.0	10.0	4		AOHS80104T
			5		AOHS80105T
			7		AOHS80107T
	4.5	6.0	4	Non-Hex	AOHS45604NT
			5		AOHS45605NT
			7		AOHS45607NT
	5.0	6.5	4		AOHS50654NT
			5		AOHS50655NT
			7		AOHS50657NT
	5.0	7.0	4		AOHS50704NT
			5		AOHS50705NT
			7		AOHS50707NT
	6.0	7.0	4		AOHS60704NT
			5		AOHS60705NT
			7		AOHS60707NT
	6.0	8.0	4		AOHS60804NT
			5		AOHS60805NT
			7		AOHS60807NT
	6.0	9.0	4		AOHS60904NT
			5		AOHS60905NT
			7		AOHS60907NT
	7.0	8.0	4		AOHS70804NT
			5		AOHS70805NT
			7		AOHS70807NT
	7.0	9.0	4		AOHS70904NT
			5		AOHS70905NT
			7		AOHS70907NT
	7.0	10.0	4		AOHS70104NT
			5		AOHS70105NT
			7		AOHS70107NT
	8.0	9.0	4		AOHS80904NT
			5		AOHS80905NT
			7		AOHS80907NT
	8.0	10.0	4		AOHS80104NT
			5		AOHS80105NT
			7		AOHS80107NT

Abutment & Prosthetic Options

I. Fixture Level Prosthesis



➔ Abutment Options (Continued)

Impression Coping (Transfer type)

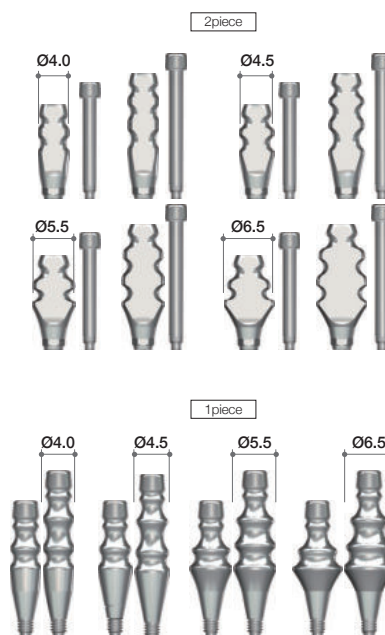
- Guide Pin (GPT12H / GPT12 / GPT16H / GPT16) included in two piece type

- Diameters correspond to Healing Abutment diameters.
- Available in one piece (non-hex) or two piece (hex) and two heights.
- Used for Closed Tray (Transfer) technique.
- Impression Coping design ensures easy and accurate transfer of fixture position.
- Flat surface of Impression Coping aligns with the flat of the hex within the fixture.
- Impression Coping Driver and Hand Driver (1.2Hex) should be used to ensure Impression Coping is properly tightened.



Impression Coping Driver
Refer to Page.405

Profile Diameter	Height (mm)	Type	Ref.C	Ref.C (1.2 Hex)
Ø4.0	12.0	2piece	IT4012HT	IT4012HHT
	16.0		IT4016HT	IT4016HHT
Ø4.5	12.0		IT4512HT	IT4512HHT
	16.0		IT4516HT	IT4516HHT
Ø5.5	12.0		IT5512HT	IT5512HHT
	16.0		IT5516HT	IT5516HHT
Ø6.5	12.0		IT6512HT	IT6512HHT
	16.0		IT6516HT	IT6516HHT
Ø4.0	12.0	1piece	IT4012N	IT4012NH
	16.0		IT4016N	IT4016NH
Ø4.5	12.0		IT4512N	IT4512NH
	16.0		IT4516N	IT4516NH
Ø5.5	12.0		IT5512N	IT5512NH
	16.0		IT5516N	IT5516NH
Ø6.5	12.0		IT6512N	IT6512NH
	16.0		IT6516N	IT6516NH

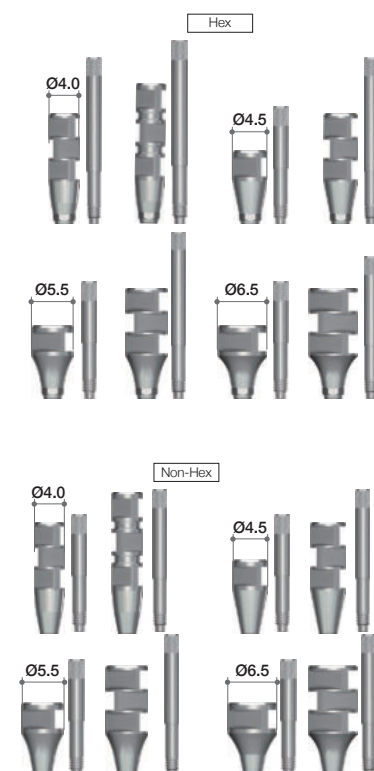


Impression Coping (Pick-up type)

- Guide Pin (GPP07 / GPP12 / GPP16) included

- Used for open tray technique. Most beneficial for multiple fixtures that will be splinted together.
- Square body design ensures stability within the impression and accurate transfer of fixture position.

Profile Diameter	Height(mm)	Type	Ref.C
Ø4.0	12.0	Hex	IP4012HT
	16.0		IP4016HT
Ø4.5	7.0		IP4507HT
	12.0		IP4512HT
Ø5.5	7.0		IP5507HT
	12.0		IP5512HT
Ø6.5	7.0		IP6507HT
	12.0		IP6512HT
Ø4.0	12.0	Non-Hex	IP4012NT
	16.0		IP4016NT
Ø4.5	7.0		IP4507NT
	12.0		IP4512NT
Ø5.5	7.0		IP5507NT
	12.0		IP5512NT
Ø6.5	7.0		IP6507NT
	12.0		IP6512NT



➔ Abutment Options (Continued)

Lab Analog

- Replicates the fixture.
- Magenta analog for Ø3.5 fixture.
- Blue analog for all fixture sizes for Ø4.0~Ø8.0.

Type	Color	Ref.C
Small	Magenta	LA350H
Regular & Wide	Blue	LA400H




Temporary Abutment (Titanium)

- Abutment Screw(AS20) included

- For making provisional restoration.
- Available in both hex and non-hex.
- Grooved surface on abutment post allows for better retention of resin or wax.
- Recommend torque : 25Ncm

Profile Diameter	Height(mm)	Type	Ref.C
Ø4.5	11.0	Hex	TA4511HT
		Non-Hex	TA4511NT

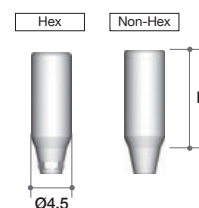


Temporary Abutment (POM)

- Abutment Screw(AS20) included

- For making chairside provisionals for the aesthetic zone.
- Especially useful for immediate placement after extraction.
- Available in both hex and non-hex.
- Recommend torque : 25Ncm

Profile Diameter	Height(mm)	Type	Ref.C
Ø4.5	11.0	Hex	TA4511HPT
		Non-Hex	TA4511NPT



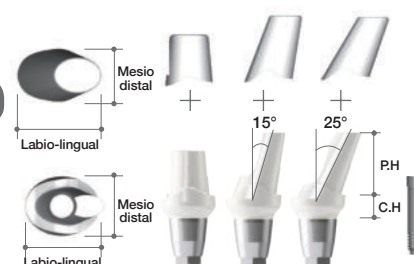
Fuse Abutment

- Abutment Screw(AS20)+Fuse cap included.

- For the design concept and rationale of the Fuse Abutment, please refer to Page 078.
- Recommend torque : 25Ncm

Diameter	C-H (mm)	P-H (mm)	Type	Ref.C
Ø5.5	Ø5.5	5.5	Straight	AOFAP5545P
	Ø4.5	7	15°	AOFAA5415P
	Ø4.5	7	25°	AOFAP5425P

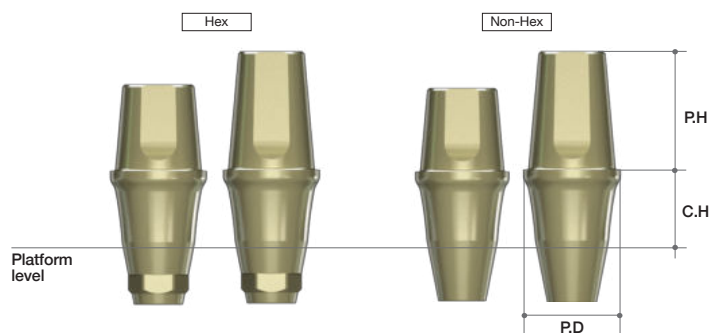
NEW : 4mm cuff height available
 → Adequate for deeply placed implants
 or thick gingival cases



EZ Post Abutment

- Abutment Screw(AS20) included

- Cement retained restoration
- Post Height : 4.0, 5.5mm
- Profile Diameter : Ø4.5, Ø5.5, Ø6.5
- Cuff Height : 1.5, 2.5, 3.5, 4.5, 5.5mm
- Cement retained restoration
- Anodizing to ensure excellent aesthetics under the tissue. Biological S-line provides a seamless natural-looking and more functional emergence profile.
- Post Height : 4.0, 5.5mm
- Non-Hex Abutments do not provide anti-rotation and are contra-indicated for single unit restorations.
- Recommend torque : 35Ncm



Profile Diameter	Cuff Height(mm)	Post Height(mm)	Type	Ref.C
Ø4.5	1.0	4.0	Hex	EP4511HT
	1.5			EP4514HT
	2.5			EP4524HT
	3.5			EP4534HT
	4.5			EP4544HT
	5.5			EP4554HT
	1.0	5.5		EP4510HT
	1.5			EP4515HT
	2.5			EP4525HT
	3.5			EP4535HT
	4.5			EP4545HT
	5.5			EP4555HT
	1.5	7.0		EP4517HT
	2.5			EP4527HT
	3.5			EP4537HT
4.5	EP4547HT			
5.5	EP4557HT			
Ø5.5	1.5			4.0
	2.5	EP5524HT		
	3.5	EP5534HT		
	4.5	EP5544HT		
	5.5	EP5554HT		
	1.5	5.5		
	2.5			EP5525HT
	3.5			EP5535HT
	4.5			EP5545HT
	5.5			EP5555HT
	1.5			7.0
	2.5	EP5527HT		
	3.5	EP5537HT		
	4.5	EP5547HT		
	5.5	EP5557HT		
Ø6.5	1.5	4.0		
	2.5			EP6524HT
	3.5			EP6534HT
	4.5			EP6544HT
	5.5			EP6554HT
	1.5			5.5
	2.5	EP6525HT		
	3.5	EP6535HT		
	4.5	EP6545HT		
	5.5	EP6555HT		
	1.5	7.0		
	2.5			EP6527HT
	3.5			EP6537HT
	4.5			EP6547HT
	5.5			EP6557HT

Profile Diameter	Cuff Height(mm)	Post Height(mm)	Type	Ref.C
Ø4.5	1.0	4.0	Non -Hex	EP4511NT
	1.5			EP4514NT
	2.5			EP4524NT
	3.5			EP4534NT
	4.5			EP4544NT
	5.5			EP4554NT
	1.0	5.5		EP4510NT
	1.5			EP4515NT
	2.5			EP4525NT
	3.5			EP4535NT
	4.5			EP4545NT
	5.5			EP4555NT
	1.5	7.0		EP4517NT
	2.5			EP4527NT
	3.5			EP4537NT
4.5	EP4547NT			
5.5	EP4557NT			
Ø5.5	1.5			4.0
	2.5	EP5524NT		
	3.5	EP5534NT		
	4.5	EP5544NT		
	5.5	EP5554NT		
	1.5	5.5		
	2.5			EP5525NT
	3.5			EP5535NT
	4.5			EP5545NT
	5.5			EP5555NT
	1.5			7.0
	2.5	EP5527NT		
	3.5	EP5537NT		
	4.5	EP5547NT		
	5.5	EP5557NT		
Ø6.5	1.5	4.0		
	2.5			EP6524NT
	3.5			EP6534NT
	4.5			EP6544NT
	5.5			EP6554NT
	1.5			5.5
	2.5	EP6525NT		
	3.5	EP6535NT		
	4.5	EP6545NT		
	5.5	EP6555NT		
	1.5	7.0		
	2.5			EP6527NT
	3.5			EP6537NT
	4.5			EP6547NT
	5.5			EP6557NT

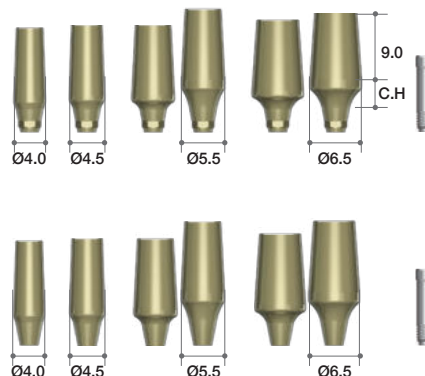
➔ Abutment Options

Milling Abutment

- Abutment Screw(AS20) included

- Used for abutment design by customized milling.
- Available in both Hex and Non-Hex in four diameters (Ø4.0, Ø4.5, Ø5.5 & Ø6.5) and in various cuff heights.
- Recommend torque : 35Ncm

Profile Diameter	Cuff Height(mm)	Post Height(mm)	Type	Ref.C
Ø4.0	1.5	9.0	Hex	MA4015HT
Ø4.5	2.0			MA4520HT
Ø5.5	2.0			MA5520HT
	4.0			MA5540HT
Ø6.5	2.5			MA6525HT
	4.0			MA6540HT
Ø4.0	1.5		Non-Hex	MA4015NT
Ø4.5	2.0			MA4520NT
Ø5.5	2.0			MA5520NT
	4.0			MA5540NT
Ø6.5	2.5			MA6525NT
	4.0			MA6540NT

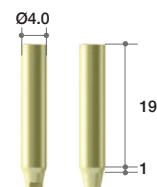


Milling Abutment Type II (BOPT Abutment)

- AnyOne Internal : Abutment Screw (AS20) included.

- Long post enables easier customization from milling.
- Recommend torque : 35Ncm
(Refer to page.081 for more information)

Profile Diameter	Cuff Height(mm)	Post Height(mm)	Type	Ref.C
Ø4.0	1.0	19	Hex	AOBOT4019HT
			Non-Hex	AOBOT4019NT

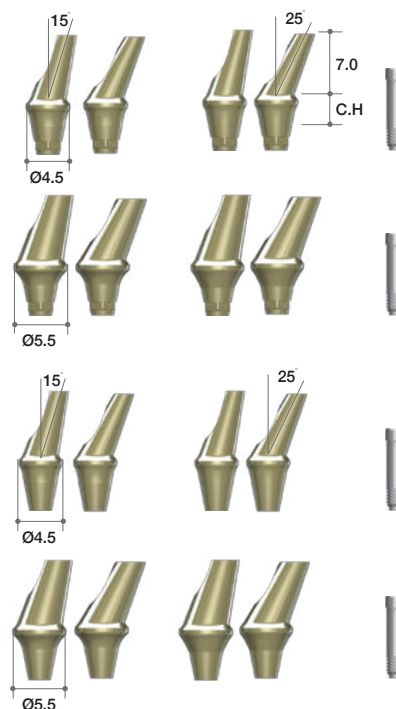


Angled Abutment

- Abutment Screw(AS20) included

- 2 different angulations (15°, 25°)
- Available in two diameters (Ø4.5 & Ø5.5) and in two cuff heights (2.5 & 4.5mm).
- Height of minimized screw head helps to prevent milling problems.
- Profile Diameters : Ø4.5, Ø5.5
- Cuff Height : 2.5, 4.5mm
- Recommend torque : 35Ncm

Profile Diameter	Cuff Height (mm)	Post Height (mm)	Type	Angle	Ref.C
Ø4.5	2.5	7.0	Hex	15°	AA4215HT
				25°	AA4225HT
	4.5			15°	AA4415HT
				25°	AA4425HT
Ø5.5	2.5			15°	AA5215HT
				25°	AA5225HT
	4.5			15°	AA5415HT
				25°	AA5425HT
Ø4.5	2.5		Non-Hex	15°	AA4215NT
				25°	AA4225NT
	4.5			15°	AA4415NT
				25°	AA4425NT
Ø5.5	2.5			15°	AA5215NT
				25°	AA5225NT
	4.5			15°	AA5415NT
				25°	AA5425NT
Ø4.5	2.5		Hex-E	15°	AA4215ET
				25°	AA4225ET
	4.5			15°	AA4415ET
				25°	AA4425ET
Ø5.5	2.5			15°	AA5215ET
				25°	AA5225ET
	4.5			15°	AA5415ET
				25°	AA5425ET

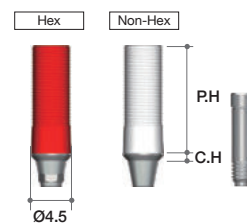


Gold Abutment

- Abutment Screw(AS20) included

- For fabrication of customized abutment for either screw or cement retained restorations.
- Available in both hex (red) and non-hex (white)
- Melting point of gold alloy : 1063°C
- Threaded sleeves allow for better retention of resin or wax.
- Recommend torque : 30Ncm

Profile Diameter	Cuff Height (mm)	Post Height (mm)	Type	Ref.C
Ø4.5	1.0	11.0	Hex	GA4515HT
			Non-Hex	GA4515NT

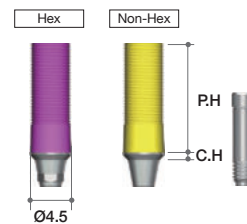


CCM Abutment

- Abutment Screw(AS20) included

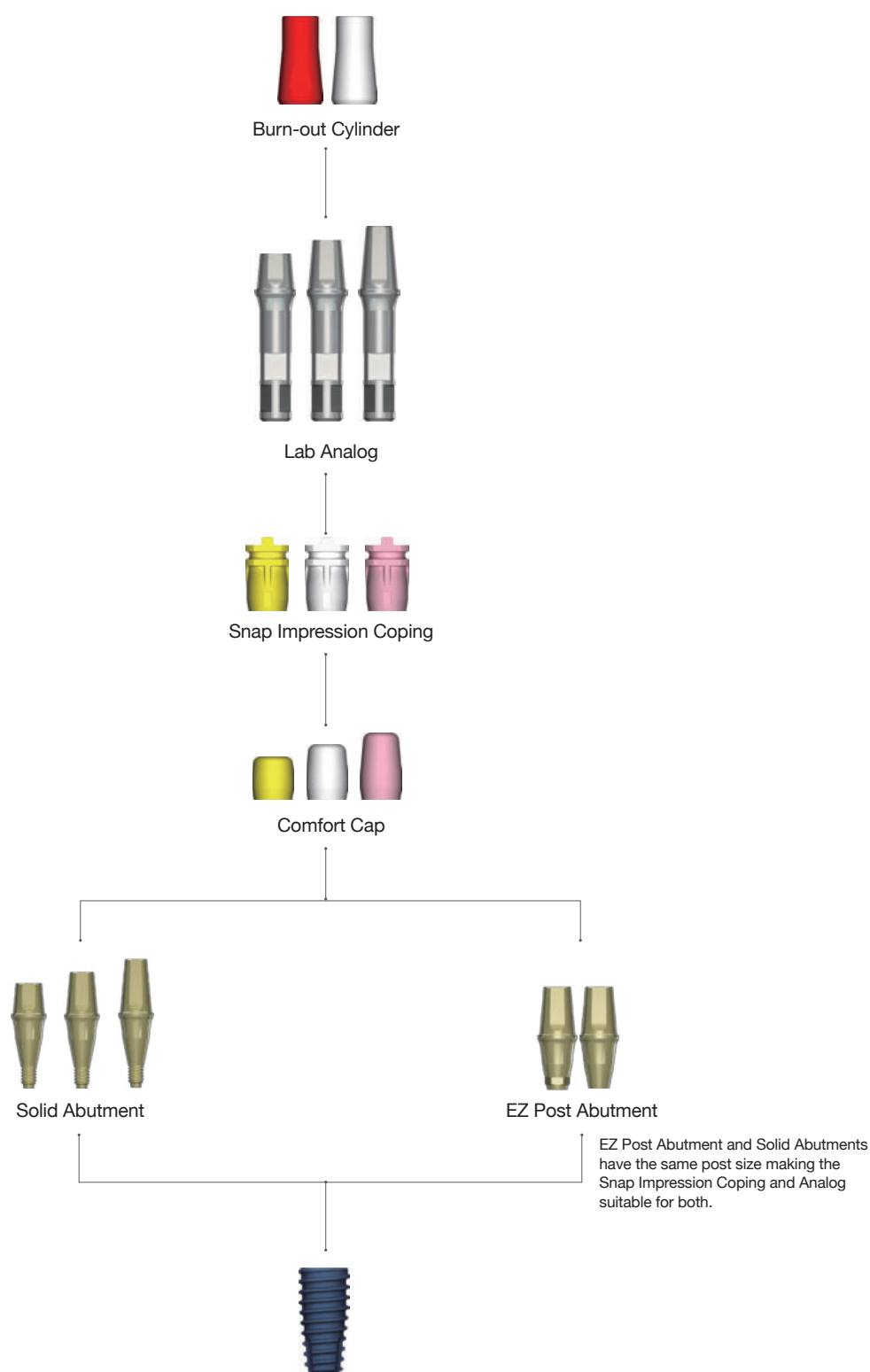
- Useful to make a customized abutment in difficult situations.
- Can be casted with non-precious alloys(Ni-Cr, Cr-Co alloys).
- Non-precious melting temperature : Depend on Manufacturer
- Threaded sleeves for convenient Resin / Wax-up.
- Melting temperature of CCM : 1300~1400°C
- Recommend torque : 35Ncm

Profile Diameter	Cuff Height (mm)	Post Height (mm)	Type	Ref.C
Ø4.5	1.0	11.0	Hex	CA4515HT
			Non-Hex	CA4515NT



II. Abutment Level Prosthesis

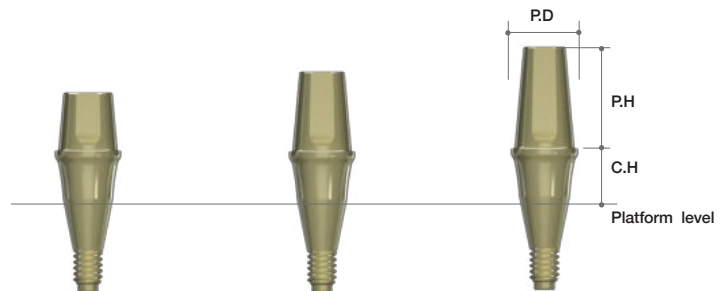
1. Solid Abutment & Components



➔ Solid Abutment & Lab Analog

Solid Abutment

- Cement retained restoration only.
- Solid Abutment should be placed into patient's mouth before taking impression.
- Should be tightened with Solid Driver and Hand Driver.
- Recommend Torque : 35Ncm
- Profile Diameter : Ø4.0, Ø4.5, Ø5.5, Ø6.5
- Cuff Height : 1.0, 1.5, 2.5, 3.5, 4.5, 5.5mm
- Post Height : 4.0, 5.5, 7.0mm




Profile Diameter	Cuff Height(mm)	Post Height(mm)	Ref.C
Ø4.0	1.0	4.0	SL40104
	1.5		SL40154
	2.5		SL40254
	3.5		SL40354
	4.5		SL40454
	5.5		SL40554
	1.0	5.5	SL40105
	1.5		SL40155
	2.5		SL40255
	3.5		SL40355
	4.5		SL40455
	5.5		SL40555
	1.0	7.0	SL40107
	1.5		SL40157
	2.5		SL40257
	3.5		SL40357
	4.5		SL40457
	5.5		SL40557
Ø4.5	1.0	4.0	SL45104
	1.5		SL45154
	2.5		SL45254
	3.5		SL45354
	4.5		SL45454
	5.5		SL45554
	1.0	5.5	SL45105
	1.5		SL45155
	2.5		SL45255
	3.5		SL45355
	4.5		SL45455
	5.5		SL45555
	1.0	7.0	SL45107
	1.5		SL45157
	2.5		SL45257
	3.5		SL45357
	4.5		SL45457
	5.5		SL45557

Profile Diameter	Cuff Height(mm)	Post Height(mm)	Ref.C
Ø5.5	1.5	4.0	SL55154
	2.5		SL55254
	3.5		SL55354
	4.5		SL55454
	5.5		SL55554
	1.5	5.5	SL55155
	2.5		SL55255
	3.5		SL55355
	4.5		SL55455
	5.5		SL55555
Ø6.5	1.5	7.0	SL55157
	2.5		SL55257
	3.5		SL55357
	4.5		SL55457
	5.5		SL55557
	1.5	4.0	SL65154
	2.5		SL65254
	3.5		SL65354
	4.5		SL65454
	5.5		SL65554
	1.5	5.5	SL65155
	2.5		SL65255
	3.5		SL65355
	4.5		SL65455
	5.5		SL65555
	1.5	7.0	SL65157
	2.5		SL65257
	3.5		SL65357
	4.5		SL65457
	5.5		SL65557

Lab Analog

- Used for Solid Abutment
- Used only if Solid Abutment was not modified.

Profile Diameter	Height(mm)	Ref.C
Ø4.0	4.0	LA4040P
	5.5	LA4055P
	7.0	LA4070P
Ø4.5	4.0	LA4540P
	5.5	LA4555P
	7.0	LA4570P
Ø5.5	4.0	LA5540P
	5.5	LA5555P
	7.0	LA5570P
Ø6.5	4.0	LA6540P
	5.5	LA6555P
	7.0	LA6570P

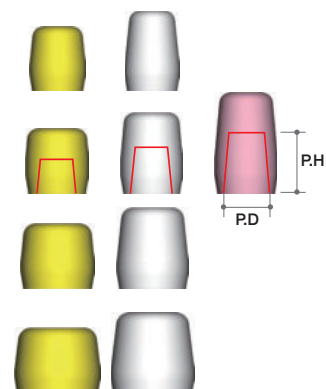


➔ Components for Solid Abutment

Comfort Cap

- Protects a Solid Abutment and minimizes irritation to tongue and oral mucosa.
- Easily make a temporary crown by resin build up.
- Color coded according to post heights.
[Yellow : PH 4.0mm, White : PH 5.5mm, Pink : PH 7.0mm]

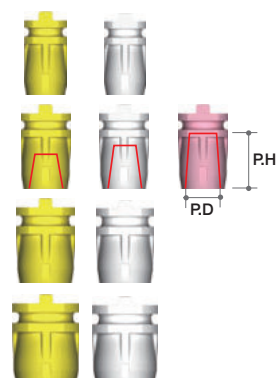
Profile Diameter	Post Height(mm)	Ref.C
Ø4.0	4.0	CC4040
	5.5	CC4055
	7.0	CC4070
Ø4.5	4.0	CC4540
	5.5	CC4555
	7.0	CC4570
Ø5.5	4.0	CC5540
	5.5	CC5555
	7.0	CC5570
Ø6.5	4.0	CC6540
	5.5	CC6555
	7.0	CC6570



Snap Impression Coping

- Used for precise Impression Coping on Solid Abutment.
- Color coded for 3 different post heights.
[Yellow : PH 4.0mm, White : PH 5.5mm, Pink : PH 7.0mm]
- Do not use if Solid Abutment has been modified.

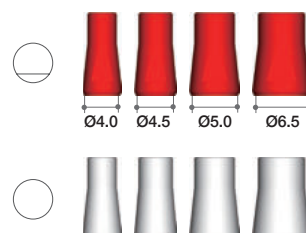
Profile Diameter	Post Height(mm)	Ref.C
Ø4.0	4.0	SIC4040
	5.5	SIC4055
	7.0	SIC4070
Ø4.5	4.0	SIC4540
	5.5	SIC4555
	7.0	SIC4570
Ø5.5	4.0	SIC5540
	5.5	SIC5555
	7.0	SIC5570
Ø6.5	4.0	SIC6540
	5.5	SIC6555
	7.0	SIC6570



Burn-out Cylinder

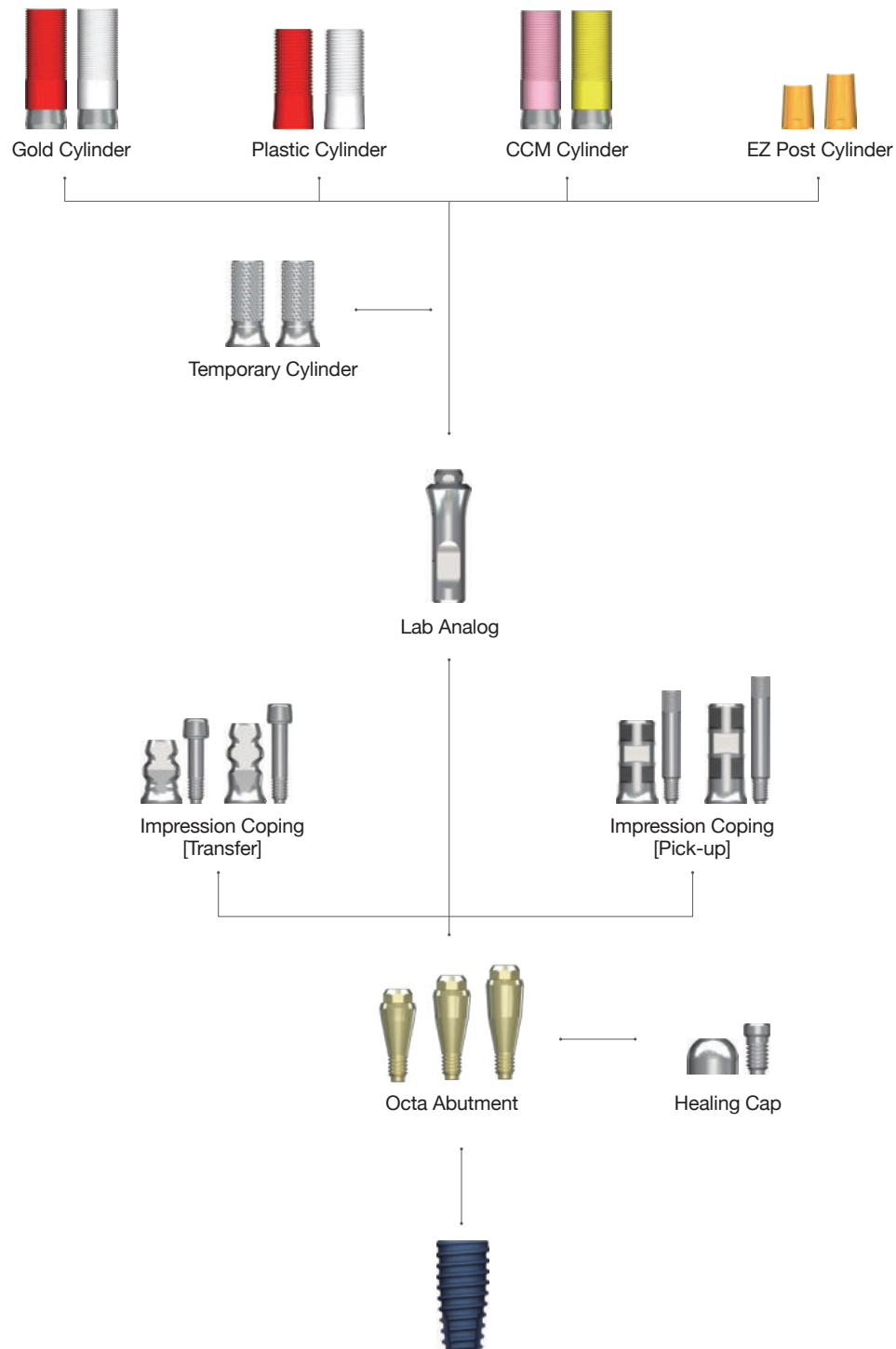
- Precise fit with post of Solid Abutment, EZ Post Abutment, Lab Analog.
- Easy to wax up, provides accurate margins and clean burnout.
- Available both Single(red) and Bridge(white).

Profile Diameter	Type	Ref.C
Ø4.0	Single	BC4070S
Ø4.5		BC4570S
Ø5.5		BC5570S
Ø6.5		BC6570S
Ø4.0	Bridge	BC4070B
Ø4.5		BC4570B
Ø5.5		BC5570B
Ø6.5		BC6570B



II. Abutment Level Prosthesis

2. Octa Abutment & Components

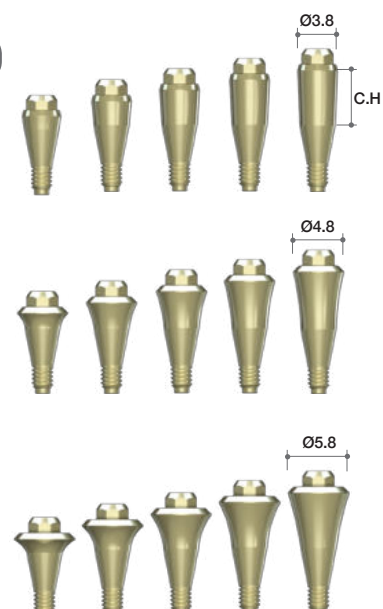


➔ Components for Octa Abutment (Continued)

Octa Abutment

- Used to make multiple screw-retained prosthetics.
- Recommend torque : 35Ncm

Profile Diameter	Cuff Height(mm)	Ref.C
Ø3.8	1.0	OA4010
	1.5	OA4015
	2.5	OA4025
	3.5	OA4035
	4.5	OA4045
Ø4.8	5.5	OA4055
	1.0	OA5010
	1.5	OA5015
	2.5	OA5025
	3.5	OA5035
Ø5.8	4.5	OA5045
	5.5	OA5055
	1.0	OA6010
	1.5	OA6015
	2.5	OA6025
Ø6.0	3.5	OA6035
	4.5	OA6045
	5.5	OA6055



Healing Cap

- Cylinder Screw (IRCS200) included
- Protects Octa Abutment and minimizes irritation to tongue and oral mucosa.

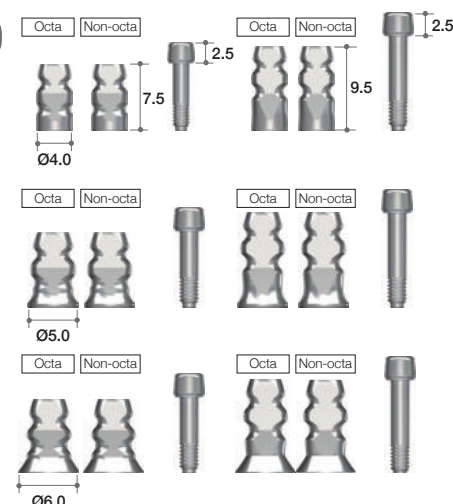
Profile Diameter	Ref.C
Ø4.0	AANOHC4000T
Ø5.0	IHC400T
Ø6.0	AANOHC6000T



Impression Coping (Transfer)

- Guide Pin(AAOTGP10 / AAOTGP12) included
- Should be tightened with Impression Driver (Page.405)
- Special impression coping screw which can be used with a 1.2mm hex driver is available on request.

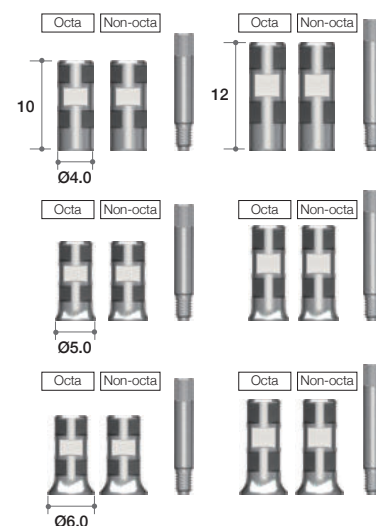
Profile Diameter	Height (mm)	Type	Ref.C
Ø4.0	7.5	Octa	AAOITO4010T
		Non-octa	AAOITN4010T
	9.5	Octa	AAOITO4012T
		Non-octa	AAOITN4012T
Ø5.0	7.5	Octa	AAOITO5010T
		Non-octa	AAOITN5010T
	9.5	Octa	AAOITO5012T
		Non-octa	AAOITN5012T
Ø6.0	7.5	Octa	AAOITO6010T
		Non-octa	AAOITN6010T
	9.5	Octa	AAOITO6012T
		Non-octa	AAOITN6012T



Impression Coping (Pick-up)

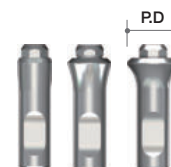
- Guide Pin included

Profile Diameter	Height (mm)	Type	Ref.C
Ø4.0	10.0	Octa	AAOIPO4010T
		Non-octa	AAOIPN4010T
	12.0	Octa	AAOIPO4012T
		Non-octa	AAOIPN4012T
Ø5.0	10.0	Octa	AAOIPO5010T
		Non-octa	AAOIPN5010T
	12.0	Octa	AAOIPO5012T
		Non-octa	AAOIPN5012T
Ø6.0	10.0	Octa	AAOIPO6010T
		Non-octa	AAOIPN6010T
	12.0	Octa	AAOIPO6012T
		Non-octa	AAOIPN6012T



Lab Analog

Profile Diameter	Ref.C
Ø3.8	AANOLA4000
Ø4.8	IOA300
Ø5.8	AANOLA6000

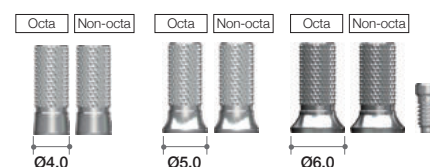


Temporary Cylinder

- Cylinder Screw (IRCS200) included

• Recommend torque : 25Ncm

Profile Diameter	Type	Ref.C
Ø4.0	Octa	AANOTCO4010T
	Non-octa	AANOTCN4010T
Ø5.0	Octa	AANOTCO5010T
	Non-octa	AANOTCN5010T
Ø6.0	Octa	AANOTCO6010T
	Non-octa	AANOTCN6010T

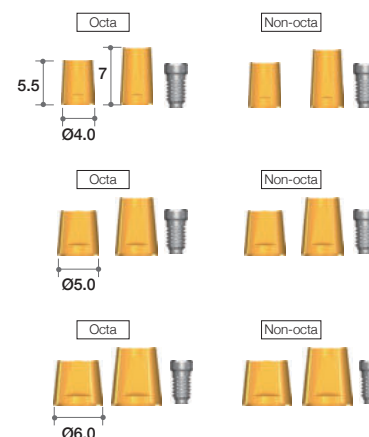


EZ Post Cylinder

- Cylinder Screw (IRCS200) included

• Recommend torque : 35Ncm

Profile Diameter	Post Height(mm)	Type	Ref.C
Ø4.0	5.5	Octa	AAOECO4005T
	7.0		AAOECO4007T
	5.5	Non-octa	AAOECN4005T
	7.0		AAOECN4007T
Ø5.0	5.5	Octa	AAOECO5005T
	7.0		AAOECO5007T
	5.5	Non-octa	AAOECN5005T
	7.0		AAOECN5007T
Ø6.0	5.5	Octa	AAOECO6005T
	7.0		AAOECO6007T
	5.5	Non-octa	AAOECN6005T
	7.0		AAOECN6007T



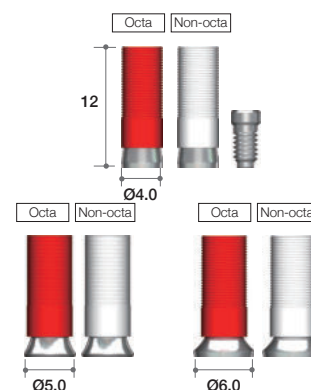
➔ Components for Octa Abutment

Gold Cylinder

- Cylinder Screw (IRCS200) included

- For customizing abutment for screw retained multi-unit restoration.
 - Available in both octa(red) and non-octa(white)
- Melting point of gold alloy : 1063°C
- Threaded sleeves allow for better retention of resin or wax.
- Available in three diameters (Ø4.0, Ø5.0 & Ø6.0).
- Recommend torque : 30Ncm

Profile Diameter	Type	Ref.C
Ø4.0	Octa	AANGCO4000T
	Non-octa	AANGCN4000T
Ø5.0	Octa	ILOGO100T
	Non-octa	ILOGN100T
Ø6.0	Octa	AANGCO6000T
	Non-octa	AANGCN6000T

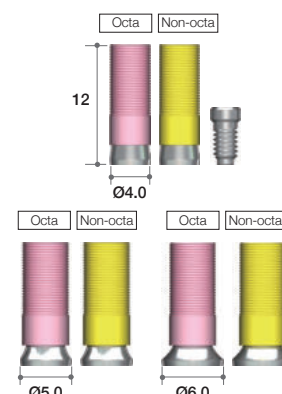


CCM Cylinder

- Cylinder Screw (IRCS200) included

- Useful to make a customized abutment in difficult situations.
- Can be casted with non-precious alloys (Ni-Cr, Cr-Co alloys).
- Non-precious melting temperature : Depend on Manufacturer.
- Threaded sleeves for convenient Resin/ Wax-up.
- Melting temperature of CCM : 1300~1400°C
- Recommend torque : 35Ncm

Profile Diameter	Type	Ref.C
Ø4.0	Octa	AANCCO4000T
	Non-octa	AANCCN4000T
Ø5.0	Octa	AANCCO5000T
	Non-octa	AANCCN5000T
Ø6.0	Octa	AANCCO6000T
	Non-octa	AANCCN6000T

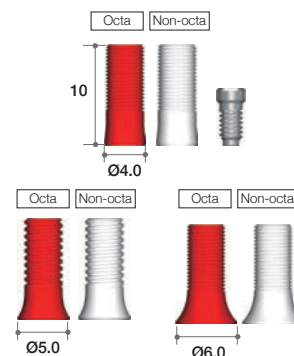


Plastic Cylinder

- Cylinder Screw (IRCS200) included

- Economical option
- Used for customizing abutment for screw retained multi-unit restorations.
 - Available in both octa(red) and non-octa(white)
- Threaded sleeves allow for better retention of resin or wax.
- Recommend torque : 25Ncm

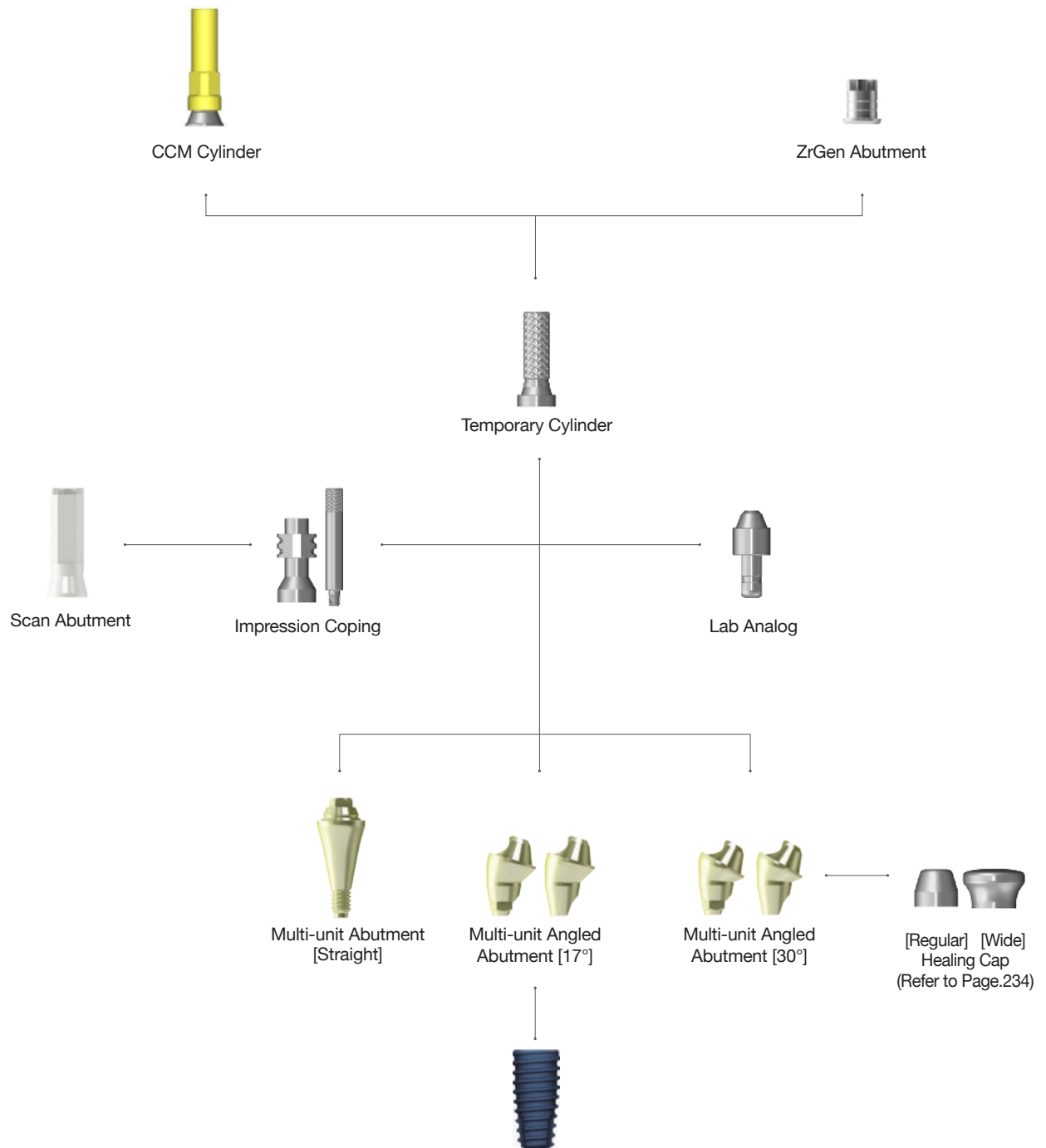
Profile Diameter	Type	Ref.C
Ø4.0	Octa	AAOTCO4010T
	Non-octa	AAOTCN4010T
Ø5.0	Octa	IOPH100T
	Non-octa	IOPN100T
Ø6.0	Octa	AAOTCO6010T
	Non-octa	AAOTCN6010T



II. Abutment Level Prosthesis

3-1. Multi-unit Abutment & Components (All-on-4) (N-Type)

For the design concept and variouale of the Multi-unit Abutment, Please refer to page.100



➔ Components for Multi-unit Abutment (Continued)

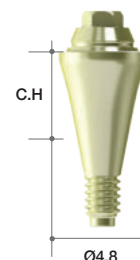
• For the design concept and rationale of the Multi-unit Abutment, please refer to Page 100.

Multi-unit Abutment [AO] - Straight

- MUA Straight Carrier (MUASC) included

• Recommend torque : 35Ncm

Cuff Height (mm)	Type	Ref.C
1.5	1-piece (M2)	MUAAON0015C
2.5		MUAAON0025C
3.5		MUAAON0035C
4.5		MUAAON0045C



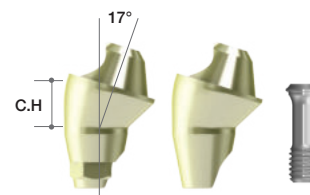
Multi-unit Angled Abutment [AO] - 17°

- MUA Screw (MUAAOS) included

- MUA Angled Carrier (MUAAAC) included

• Recommend torque : 25Ncm

Cuff Height (mm)	Type	Ref.C
2.5	Hex	MUAAOH1725TC
3.5		MUAAOH1735TC
4.5		MUAAOH1745TC
2.5	Non-Hex	MUAAON1725TC
3.5		MUAAON1735TC
4.5		MUAAON1745TC



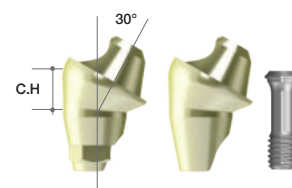
Multi-unit Angled Abutment [AO] - 30°

- MUA Screw (MUAAOS) included

- MUA Angled Carrier (MUAAAC) included

• Recommend torque : 25Ncm

Cuff Height (mm)	Type	Ref.C
3.5	Hex	MUAAOH3035TC
4.5		MUAAOH3045TC
3.5	Non-Hex	MUAAON3035TC
4.5		MUAAON3045TC

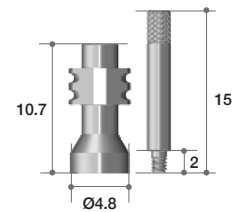


Impression coping (Pick-up)

- Guide pin (MUAGP) included

- Use to take an impression at the abutment level.
- Open tray method.

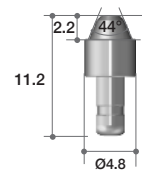
Connection	Ref.C
Non-Hex	MUAICT



Lab Analog

- Use to duplicate the Multi-unit abutment in the working model.
- Available to use as a RP Analog for 3D printed working model.

Head form	Ref.C
Multi-unit Abutment(Nobel)	MUALA

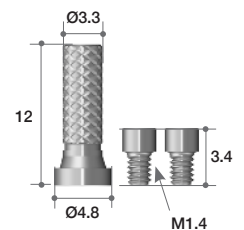


Temporary Cylinder

- Cylinder Screw (MUAS) 2EA included

- Use for fabricating acrylic provisional restoration.
- Grooves on the post cylinder allow storing resin adhesion.
- Back-up screw is included.
- Recommend torque : 15Ncm

Connection	Ref.C
Non-Hex	MUATCL

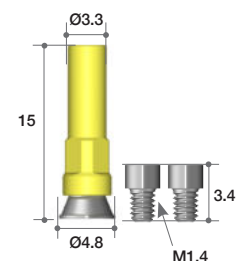


CCM Cylinder

- Cylinder Screw (MUAS) 2EA included

- Use for fabricating screw retained prostheses with metal reinforced or bar structured overdentures.
- Available to cast with non-precious dental alloys (Ni-Cr, Cr-Co alloys)
- Melting temperature of CCM base: 1300~1400°C
- Back-up screw is included.
- Recommend torque : 15Ncm

Connection	Ref.C
Non-Hex	MUACCML

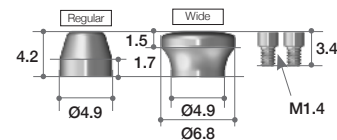


➡ Components for Multi-unit Abutment (Continued)

Healing Cap

- Cylinder Screw (MUAS) 2ea included
- The size of healing cap can be selected depending on soft tissue volume or type of restorations.

Type	Ref.C
Regular	MUAHCL
Wide	MUAHCWL



Healing Cap Set reference code

Order code : Add "P" after the existing reference code


Ex) MUAHCL → MUAHCLP



Try-in Abutment

- Cuff height is indicated with laser markings
- Straight, 17°, 30°
- Non-hex type

Angle	Cuff Marking	Ref.C
Straight	1.5 / 2.5 / 3.5 / 4.5	MUTIAAO00C
17°	2.5 / 3.5 / 4.5	MUTIAAO17C
30°	3.5 / 4.5	MUTIAAO30C



Try-in Abutment Set reference code

Order code : MUTIAAO00C P




- * Available Systems : AnyRidge, AnyRidge Octa 1, AnyOne Internal, AnyOne External
- * Kit contains Straight, 17° and 30° type of Try-in Abutments (1 each)



Multi-unit Driver

- Use to torque straight type Multi-unit Abutments.
- Use with a torque wrench (**ref code: MTW300A**)

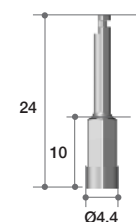
Hex	Length	Ref.C
2.0	10	MUD10



Right Angle Driver

- Use to torque straight type Multi-unit Abutments.
- Use with latch-type handpiece.
- Use with Meg-TORQ (**ref code: MEG_TORQ**)

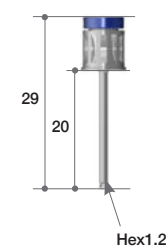
Hex	Length	Ref.C
2.0	10	MURAD10



Hand Driver

- Use for abutment screw with 1.2 hex hole.
- Use up to 15° divergent.
- It should use under 30Ncm torque.

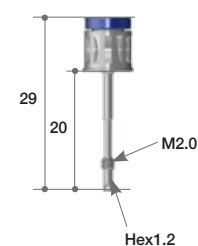
Hex	Length	Ref.C
1.2	20	MUHD1220



Removal Driver

- Use for abutment screw with 1.2 hex hole.
- Use up to 15° divergent.
- Exclusively for AnyRidge system.
- It should use under 30Ncm torque.

Hex	Length	Ref.C
1.2	20	MUARD20



►► Multi-unit Abutment Set Contents

Multi-unit Abutment Healing cap type Set reference code

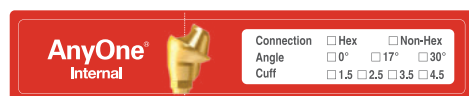
Order code : Add "HP" after the existing reference code

Ex) MUAAOH1725TC → MUAAOH1725 **HP**


Multi-unit Abutment CCM type Set reference code

Order code : Add "P" after the existing reference code

Ex) MUAAOH1725TC → MUAAOH1725 **P**



AnyOne
Internal



Impression
Coping



Lab Analog



Temporary
Cylinder



Healing
Cap
(Regular)

OR



CCM
Cylinder

▶▶ Starting Package Contents



	Type	Ref.C
Healing Cap	Hex	SKAOHN3000H
	Non Hex	SKAONN3000H
CCM Abutment	Hex	SKAOHN3000
	Non Hex	SKAONN3000

Straight 8set

(2set x 4kind of cuff)



Angle 17° 6set

(2set x 3kind of cuff)




Angle 30° 4set

(2set x 2kind of cuff)



Multi-unit Abutment with *carrier

* MUA carrier is used to pick-up an abutment to the patient's mouth, and check its insertion angle.



Surgical Instrument



Multi-unit Driver



Right Angle Driver



Hand Driver



Removed Driver

Healing Cap 2set



Regular

Wide

Try-in Abutment 1set

(Straight, 17°, 30° each 1ea)



Surgical Guide 2ea

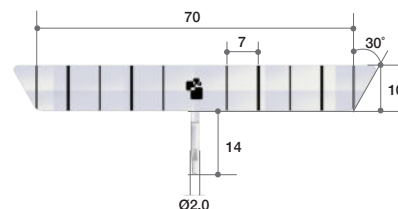


➡ Components for Multi-unit Abutment

Surgical Guide

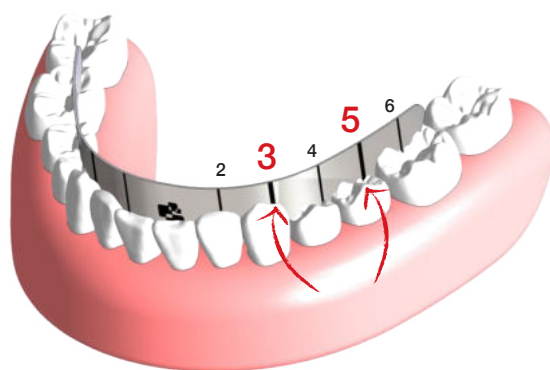
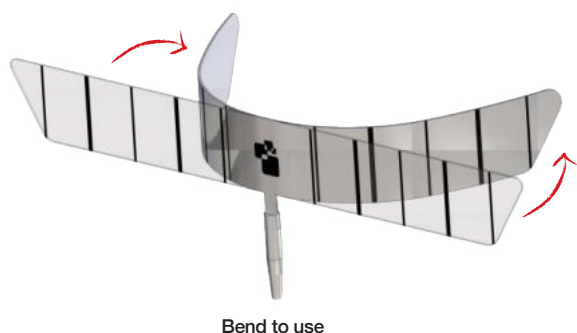
- The distance between the lines is 7mm
- Put center pin after initial drilling at the centric of arch. (Refer to the surgical protocol on page.110)

Angle	Marking Length	Ref.C
30	7	MUSG70



►► How to use Surgical Guide

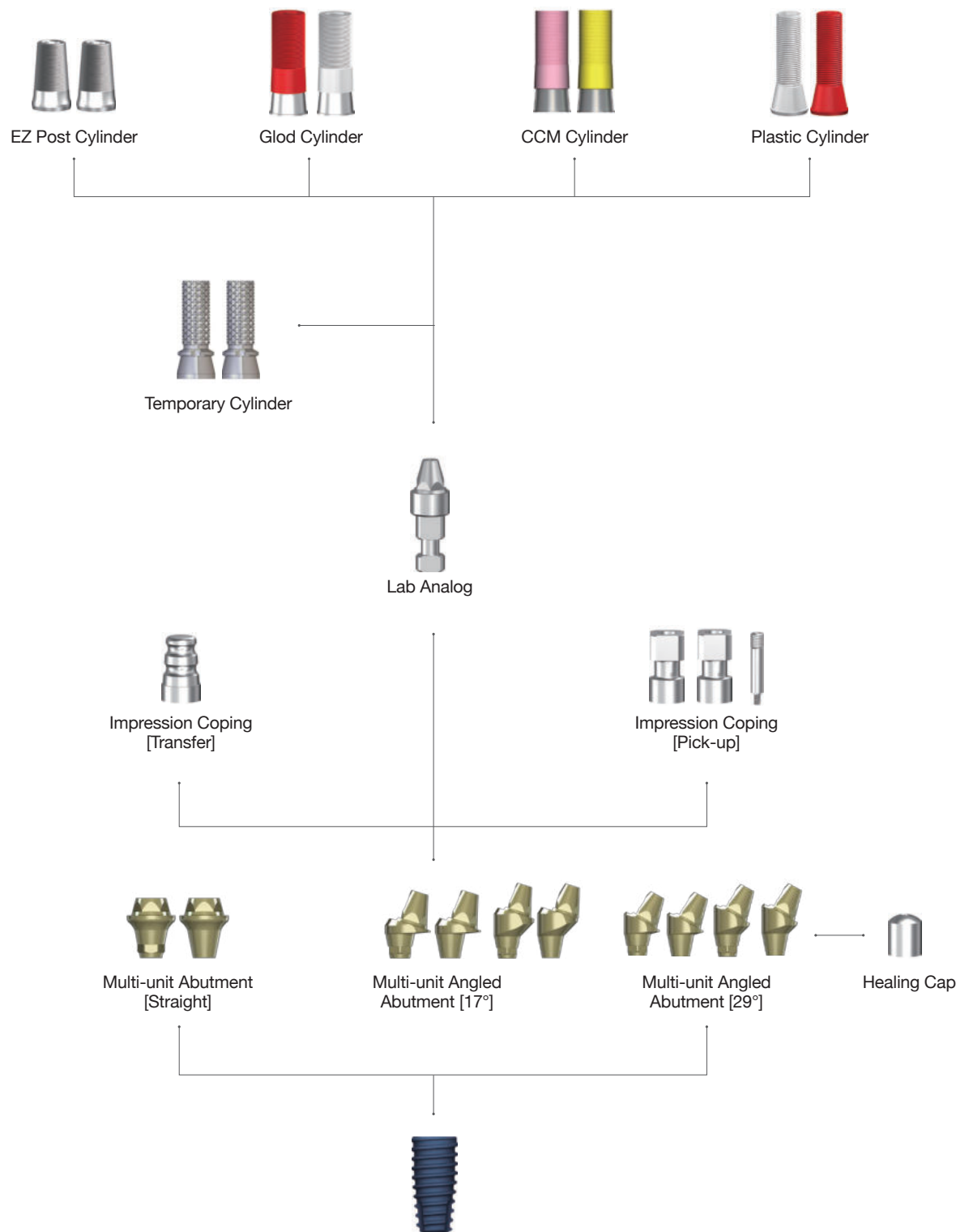
- * As Canine and 2nd premolar are most commonly used, the surgical guide has thicker lines for easier identification.
- * The surgical guide is able to use for 1st molar depending on surgical plan.



II. Abutment Level Prosthesis

3-2. Multi-unit Abutment & Components (All-on-4) (S-Type)

For the design concept and rationale of the Multi-unit Abutment, Please refer to page.114




➔ Components for Multi-unit Abutment (Continued)

Multi-unit Abutment (Straight)

- Multi-unit Abutment Screw (MUS15 / MUS25 / MUS35 / MUS45 / MUS55) included.
- Recommend torque : 35Ncm


Cuff Height (mm)	Type	Ref.C
1.5	Hex	MU5015HT
2.5		MU5025HT
3.5		MU5035HT
4.5		MU5045HT
5.5		MU5055HT
1.5	Non-Hex	MU5015NT
2.5		MU5025NT
3.5		MU5035NT
4.5		MU5045NT
5.5		MU5055NT



Multi-unit Angled Abutment (17°)

- Abutment Screw (MUAS20) included
- Recommend torque : 35Ncm


Cuff Height (mm)	Type	Ref.C
1.0	Hex	MU50117HT
2.0		MU50217HT
3.0		MU50317HT
4.0		MU50417HT
1.0	Non-Hex	MU50117NT
2.0		MU50217NT
3.0		MU50317NT
4.0		MU50417NT



Multi-unit Angled Abutment (29°)

- Abutment Screw (MUAS20) included
- Recommend torque : 35Ncm

Cuff Height (mm)	Type	Ref.C
1.0	Hex	MU50129HT
2.0		MU50229HT
3.0		MU50329HT
4.0		MU50429HT
1.0	Non-Hex	MU50129NT
2.0		MU50229NT
3.0		MU50329NT
4.0		MU50429NT



Healing Cap

Profile Diameter	Ref.C
Ø5.0	REC600



Impression Coping (Transfer)

Profile Diameter	Ref.C
Ø4.8	RITE480



Impression Coping (Pick-up)

- Guide Pin (RICG150) included

Height (mm)	Ref.C
9.4	RIEH480T
	RIEN480T



Lab Analog


Profile Diameter	Ref.C
Ø4.8	RELA300



Temporary Cylinder

- Cylinder Screw (TASH140) included
• Recommend torque : 15Ncm

Profile Diameter	Ref.C
Ø4.8	ETH100T
	ETN100T



➔ Components for Multi-unit Abutment

EZ Post Cylinder

- Cylinder Screw (TASH140) included
- Recommend torque : 15Ncm

Profile Diameter	Type	Ref.C
Ø5.0	Hex	RCA900T
	Non-Hex	RCA800T



Gold Cylinder

- Cylinder Screw (TASH140) included
- For customizing abutment for screw retained multi-unit restoration.
 - Available in both octa(red) and non-octa(white)
- Melting point of gold alloy : 1063°C
- Threaded sleeves allow for better retention of resin or wax.
- Recommend torque : 15Ncm


Profile Diameter	Sleeve color	Ref.C
Ø4.8	Red	REGC200T
	White	REGC100T



CCM Cylinder

- Cylinder Screw (TASH140) included
- Useful to make a customized abutment in difficult situations.
- Can be casted with non-precious alloys (Ni-Cr, Cr-Co alloys).
- Non-precious melting temperature : Depends on Manufacturer
- Threaded sleeves for convenient Resin / Wax-up.
- Melting temperature of CCM : 1300~1400°C
- Recommend torque : 15Ncm

Profile Diameter	Sleeve color	Ref.C
Ø4.8	Pink	RCA5013HT
	Yellow	RCA5013NT



Plastic Cylinder

- Cylinder Screw (TASH140) included
- Economical option
- Used for customizing abutment for screw retained multi-unit restorations.
 - Available in both Hex(red) and Non-Hex(white)
- Threaded sleeves allow for better retention of resin or wax.
- Recommend torque : 15Ncm

Profile Diameter	Sleeve color	Ref.C
Ø5.2	Red	RPEH100T
	White	RPEN100T



II. Abutment Level Prosthesis

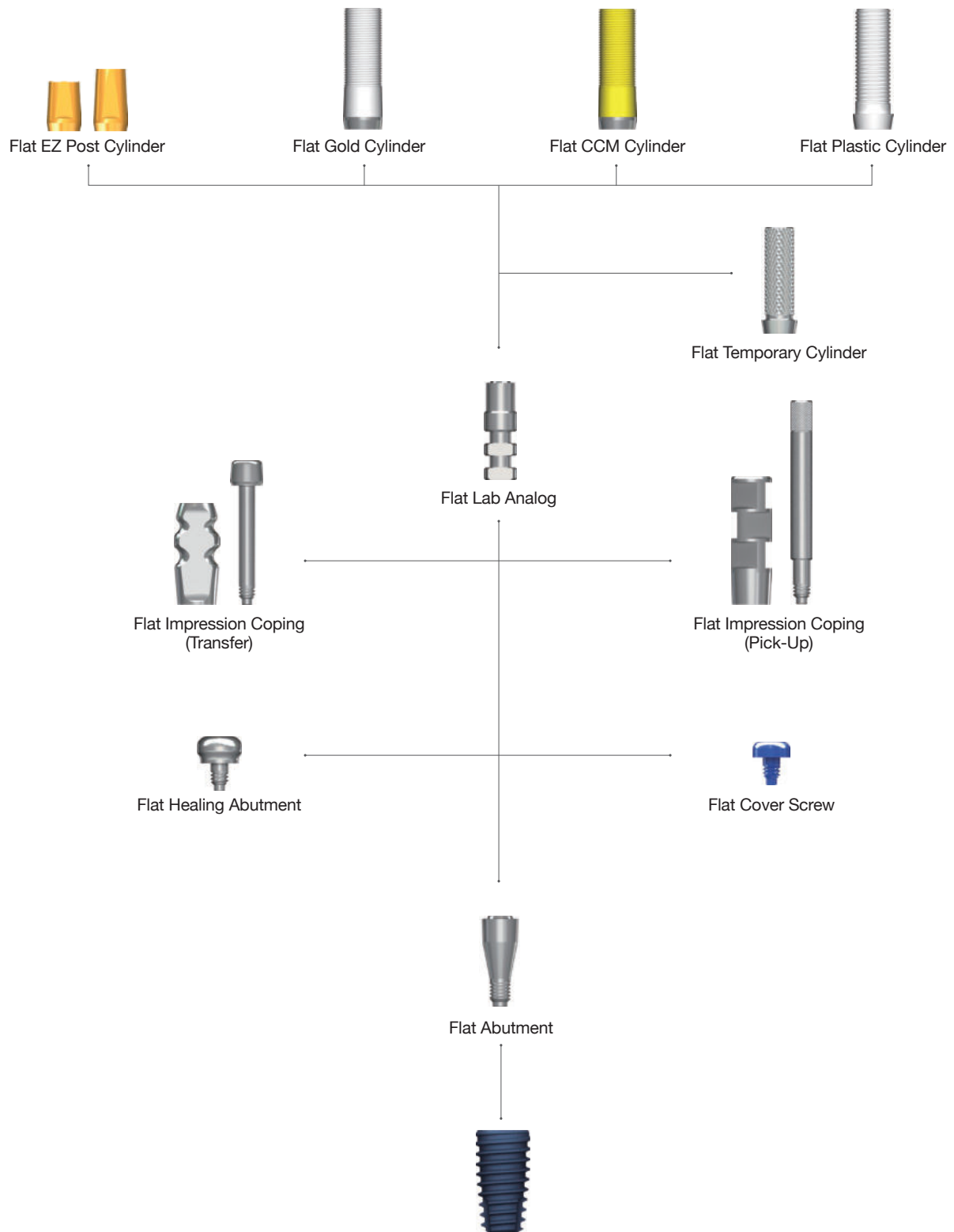
4. Flat Abutment & Components

: The main advantage of this Flat Abutment is the freedom on angulation.

Flat Abutment can cover any angulation problems.

: Only for multiple (Cannot be used for single implant)

: Only with screw retained prosthetics.



➔ Components for Flat Abutment

Flat Abutment

- Use Hand Driver (1.6 Hex)

• Recommend torque : 25Ncm

Profile Diameter	Cuff Height (mm)	Ref.C
Ø3.5	1.5	FA3515
	2.5	FA3525
	3.5	FA3535
	4.5	FA3545
	5.5	FA3555



Flat Cover Screw

• Recommend torque : by hand (5 - 8Ncm)

Profile Diameter	Ref.C
Ø3.5	FCS3510



Flat Healing Abutment

• Recommend torque : by hand (5 - 8Ncm)

Height (mm)	Ref.C
2	FHA402
3	FHA403
4	FHA404

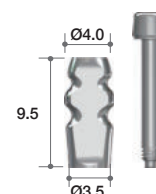


Flat Impression Coping (Transfer)

- Guide Pin (FGPT74) included.

- Should be tightened with Impression Driver (Page.405)
- Special impression coping screw which can be used with a 1.2mm hex driver is available on request.

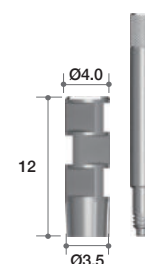
Profile Diameter	Height (mm)	Ref.C
Ø4.0	9.5	FIT4012T



Flat Impression Coping (Pick-Up)

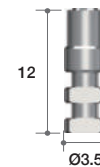
- Guide pin (FGPP15) included.

Profile Diameter	Height (mm)	Ref.C
Ø4.0	12	FIP4012T



Flat Lab Analog

Profile Diameter	Height (mm)	Ref.C
Ø3.5	12	FLA3512



Flat Temporary Cylinder

- Flat Cylinder Screw (FAS) included.

• Recommend torque : 15Ncm

Profile Diameter	Ref.C
Ø4.0	FTC4012T



Flat EZ Post Cylinder

- Flat Cylinder Screw (FAS) included.

• Recommend torque : 25Ncm

Height (mm)	Ref.C
5.5	FEC4005T
7.0	FEC4007T



Flat Gold Cylinder

- Flat Cylinder Screw (FAS) included.

- Useful to make a customized abutment in difficult situations.
- Precious and non-precious alloys.
- Melting point of gold alloy : 1063°C
- Threaded sleeves for convenient Resin / Wax-up.
- Recommend torque : 25Ncm

Profile Diameter	Ref.C
Ø3.8	FGC4012T




Flat CCM Cylinder

- Flat Cylinder Screw (FAS) included.

- Useful to make a customized abutment in difficult situations.
- Can be casted with non-precious alloys (Ni-Cr, Cr-Co alloys).
- Non-precious melting temperature : Depend on Manufacturer
- Threaded sleeves for convenient Resin / Wax-up.
- Melting temperature of CCM : 1300~1400°C
- Recommend torque : 25Ncm

Profile Diameter	Ref.C
Ø3.8	FCC4012T



Flat Plastic Cylinder

- Flat Cylinder Screw (FAS) included.

• Recommend torque : 25Ncm

Profile Diameter	Ref.C
Ø4.0	FPC4012T




NEW PRODUCT

II. Abutment Level Prosthesis

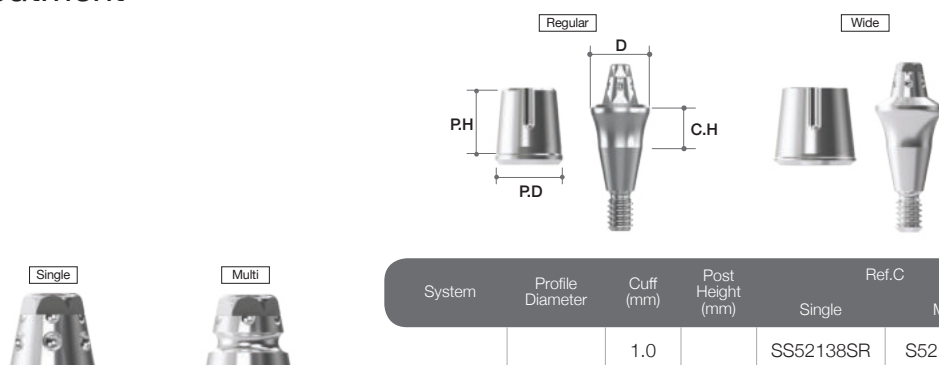
5. EZ Crown & Components

(Refer to the advantage and manual of EZ CROWN on page.122)



➔ Abutment Option

Abutment



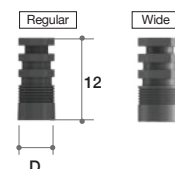
System	Profile Diameter	Cuff (mm)	Post Height (mm)	Ref.C	
				Single	Multi
AnyOne	Regular (Ø 5.2)	1.0	3.8	SS52138SR	S52138SR
		2.0		SS52238SR	S52238SR
		3.0		SS52338SR	S52338SR
		4.0		SS52438SR	S52438SR
		5.0		SS52538SR	S52538SR
		1.0	5.0	SS52150SR	S52150SR
		2.0		SS52250SR	S52250SR
		3.0		SS52350SR	S52350SR
		4.0		SS52450SR	S52450SR
		5.0		SS52550SR	S52550SR
		1.0	6.5	SS52165SR	S52165SR
		2.0		SS52265SR	S52265SR
		3.0		SS52365SR	S52365SR
		4.0		SS52465SR	S52465SR
		5.0		SS52565SR	S52565SR
	Wide Type (Ø 6.0)	1.0	3.8	SS60138SR	S60138SR
		2.0		SS60238SR	S60238SR
		3.0		SS60338SR	S60338SR
		4.0		SS60438SR	S60438SR
		5.0		SS60538SR	S60538SR
		1.0	5.0	SS60150SR	S60150SR
		2.0		SS60250SR	S60250SR
		3.0		SS60350SR	S60350SR
		4.0		SS60450SR	S60450SR
		5.0		SS60550SR	S60550SR

➡ Components for EZ CROWN

Impression Coping


- Used for impression-taking on abutment level

Diameter	Type	Ref.C
Ø4.8	Regular	EIC
Ø5.5	Wide	EIC-W




Easy Crown Analog

Diameter	Type	Ref.C
Ø4.5	Regular	ECL
Ø4.95	Wide	ECL-W



Comfort Cap

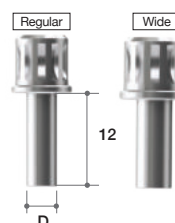
Diameter	Type	Ref.C
Ø5.0	Regular	ECH
Ø6.0	Wide	ECH-W



Easy Abutment Driver

- Used to connect the Abutment

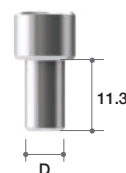
Diameter	Type	Ref.C
Ø4.0	Regular	EAD
Ø4.1	Wide	EAD-W



Easy Attach Driver

- Used to engage and place the cylinder

Diameter	Type	Ref.C
Ø6.5	Regular	EAAD
Ø7.9	Wide	EAAD-W



Easy Removal Driver

- Used for cylinder retrieval

Length(mm)	Ref.C
12	EARD



Instrument Set

- Abutment Driver + Cylinder Driver + Retrieval Driver



III. Overdenture Prosthesis

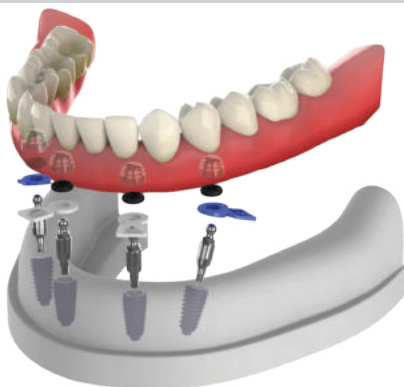
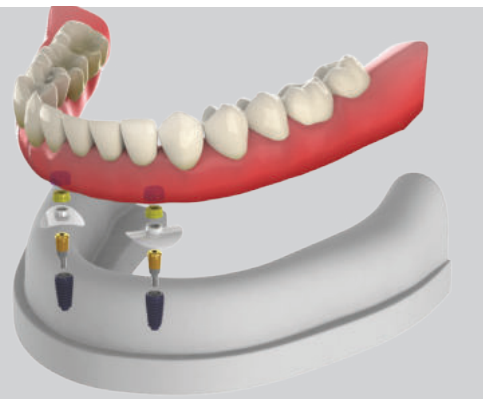
1. MegaGen Overdenture System

Meg-Loc

Compatible with products L & K,
excellent functionality, & incomparable price!

Combination of Titanium housing and Pekkton (reinforced plastic) creates low water solubility and higher wear resistance and durability than other existing products.

Retention insert offers wide range of retention forces (600gf, 1200gf, 1800gf) to suit each patient, resulting in high level of satisfaction for both patient and dentist. Strong physical properties of Pekkton and insert gap increase elasticity, so that insert does not tear or break unlike conventional nylon products, thereby ensuring strong retention and longer life.



Meg-Ball

Smallest housing, retentive ring with longer life!

Even when the implant angle is not parallel, a stable denture can still be produced!

Compatible with other products with Ø2.25 head size, minimized patient inconvenience due to small-size housing, simpler to arrange artificial teeth as space occupied by denture is reduced, and easier to maintain than other systems.

Retentive ring has a high elasticity, abrasion resistance, and durability, thereby doubling the length of life when compared to a silicone O-ring and guaranteeing a longer life than NBR products.

Positioner (0/5/10/15 degrees) maintains parallel housing direction, even with distorted implant placement angle, ensuring denture stability.

Meg-Magnet

Designed to maintain stable & sufficient magnetic force!
Completely blocks bursts & corrosion resistant!

Structure is connected with abutment using magnetic force, which is feasible even with insufficient bone volume or poor bone quality

Easy to attach and detach, and minimal inflammation.

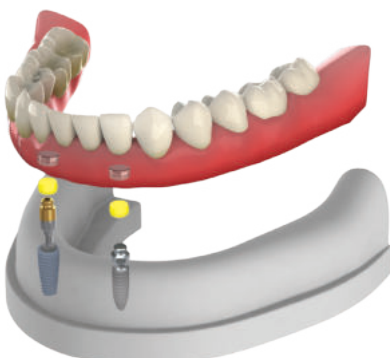
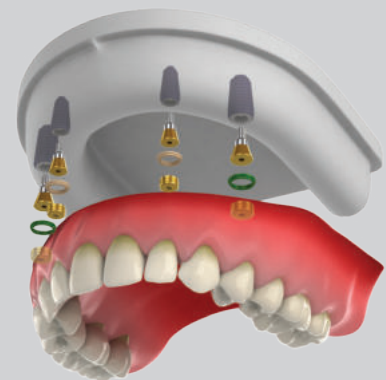
Magnet of Ø4.5 & Ø5.0 is compatible with other products, and laser marking on upper part makes it easy to distinguish between up and down.

Sufficient magnetic force ensures stable retention

Laser sealing blocks any bursting phenomenon.

TiN coating provides corrosion resistance.

Positioner (small & regular) prevents magnet from slipping in the mouth and stops any flow of impression materials under the abutment.



Meg-Rhein

Can compensate for tilted implant placement angle up to 50°

Combined head and housing structure is smallest on the market.

Retentive cap is based on Italian technology and has uniform physical properties. Various retention forces (600gf, 1200gf, 1800gf, 2700gf) classified by color can be selected according to each patient.

Dynamic housing with double structure enables tilting to 25 ° angle, allowing stable denture even when with distorted implant placement angle.

III. Overdenture Prosthesis

2. Meg-Loc Abutment & Components



Meg-Loc Metal Housing set



Block-out Spacer



Meg-Loc Abutment



▶▶ Meg-Loc Overdenture System

Advantages

Easy compatibility

Compatible with Product L and Product K (same specifications)

Better abrasion resistance and durability

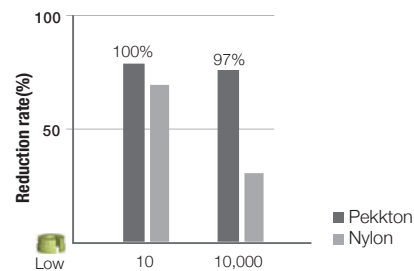
Combination of Titanium housing and reinforced plastic (Pekkton) provides low water solubility and high resistance, making it superior in abrasion resistance and durability compared to existing products.

Water Sorption Test

Property	Meg-Loc (Pekkton)	Product L	Unit
Water Sorption	8.7	93.5	µg/mm ³

Stronger retention and longer life

Strong physical properties of Pekkton and gap in insert increase the elasticity, preventing the insert from being torn or broken unlike existing nylon products, even when angle does not match when attaching & removing denture.



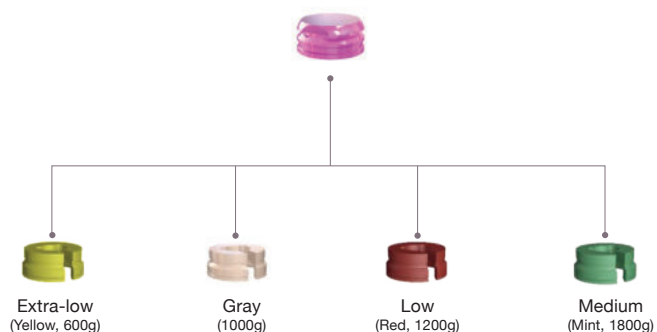
Easy to use

High resistance to plaque and easy cleaning
Easy replacement of retention insert

Tilting Angle



Various Retentive Caps of the Meg-Loc

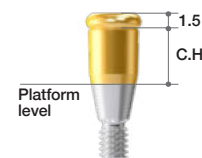


➡ Meg-Loc Overdenture System

Meg-Loc Abutment

- Angle compensation to one side 20 °
(both sides 40 °)
- Gently rounded shape
- Compatible with 1.2 Hex Driver
- Recommend torque : 35Ncm

Cuff Height (mm)	Ref.C
0	MLAO00
1.0	MLAO01
2.0	MLAO02
3.0	MLAO03
4.0	MLAO04
5.0	MLAO05
6.0	MLAO06
7.0	MLAO07



Meg-Loc Package

- 1 Meg-Loc Abutment

* Following package items are delivered with San DreMetto Korea packaging.


- 1 Titanium Housing
- 1 Block Out Spacer
- 4 Pekkton Retention Inserts
(Yellow-600gf(for lab), Gray-1000gf, Red-1200gf, Mint-1800gf)

Cuff Height (mm)	Ref.C
0	MLAO00P
1.0	MLAO01P
2.0	MLAO02P
3.0	MLAO03P
4.0	MLAO04P
5.0	MLAO05P
6.0	MLAO06P
7.0	MLAO07P



Meg-Loc Attachment


Description	QTY	Ref.C
CM-LOC Attachment	SET	CM-LOC
Housing Titanium® for Pekkton® Inserts	4EA	CM-LOC-TP
Processing Insert (extra-low)	4EA	CM-LOC-PI
Insert (extra-low)	4EA	CM-LOC-EL
Insert (low)	4EA	CM-LOC-L
Insert (medium)	4EA	CM-LOC-M
Block-out Spacer	4EA	CM-LOC-BS
Impression Part	4EA	CM-LOC-IP
Analog	4EA	CM-LOC-AN



Multi Tool


- Retention insert Insert & Remove Tool

Ref.C
MLMT



III. Overdenture Prosthesis

3. Meg-Ball Abutment & Components



►► Meg-Ball Overdenture System

Advantages

Easy compatibility



Ø2.25 head size for easy compatibility with other products

Smallest Housing



Metal Housing

Small housing minimizes patient inconvenience, facilitates arrangement of artificial teeth by reducing space occupied by denture, and is easier to maintain than other systems.

Double length of life



Retentive Ring

High elasticity, abrasion resistance, and durability doubles the length of life when compared with silicone O-ring and guarantees longer life than NBR products.

Stable denture even when implant placement angle is distorted

Positioner (0/5/10/15 degrees) maintains parallel housing direction even when angle of implant placement is distorted, ensuring denture stability



0°



5°



10°



15°

Tilting Angle

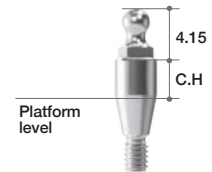


➡ Meg-Ball Overdenture System

Meg-Ball Abutment

- Angle compensation to one side 15 °
(both sides 30 °)
- Ø2.25 Ball shape
- Recommend torque : 35Ncm

Cuff Height (mm)	Ref.C
0	MBAO00
1.0	MBAO10
2.0	MBAO20
3.0	MBAO30
4.0	MBAO40
5.0	MBAO50
6.0	MBAO60
7.0	MLAO07



Meg-Ball Package

- Composed of Meg-Ball Abutment/
Metal Housing Set/
Housing Positioner (0°,5°,10°,15°)

Cuff Height (mm)	Ref.C
0	MBAO00P
1.0	MBAO10P
2.0	MBAO20P
3.0	MBAO30P
4.0	MBAO40P
5.0	MBAO50P
6.0	MBAO60P
7.0	MBAO70P



Meg-Ball Metal Housing Set

- 1 Metal Housing
- 1 Retentive Ring

Ref.C
MBHR



Retentive Ring Set


Quantity	Ref.C
5	MBR5
10	MBR10



Ball Driver

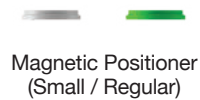
- For seating of the Ball Abutment into the fixture.
- Can connect to a Handpiece, Ratchet or Torque Wrench.
- Available in long and short.
- Refer to Page. 405

Type	Ref.c
Toque Driver(Short)	TBT250S
Toque Driver(Long)	TBT250L



III. Overdenture Prosthesis

4. Meg-Magnet Abutment & Components



►► Meg-Magnet Overdenture System

Advantages

Easy to apply for elderly patients or disabled patients

Designed for maximum magnetic efficiency and durability

Outstanding retention

- Blocks bursting
- Corrosion resistant
- Abrasion resistant

Easy to distinguish between up and down via laser marking on upper section

No slippage of magnet

Applicable with insufficient bone volume and poor bone quality
Easy to attach and detach
Unlikely to cause inflammation

Sufficient magnetic force (450gf, 650gf) to ensure stable retention
Laser sealing blocks any bursting phenomenon

TiN coating provides corrosion resistance
Over 0.1mm thickness at contact with attachment to ensure wear resistance



Magnet of Ø4.5 & Ø5.0 is compatible with other products
Laser marking on upper part makes it easy to distinguish between up and down



Positioner (small & regular) prevents magnet from slipping in mouth and stops any flow of impression materials under the abutment

Small



Ø4.5
(350~450gf)

Regular



Ø5.0
(550~650gf)

Component of the Meg-Magnet

Ø4.5(Small)



Ø5.0(Regular)



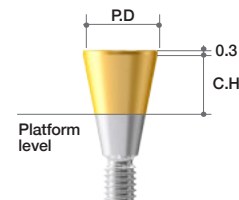
Meg-Magnet Overdenture System

Meg-Magnet Abutment

- Use to 1.2 Hex Driver

• Recommend torque : 35Ncm

Profile Diameter	Cuff Height (mm)	Ref.C
Ø4.5	0	MMAO400
	1.0	MMAO410
	2.0	MMAO420
	3.0	MMAO430
	4.0	MMAO440
	5.0	MMAO450
	6.0	MMAO460
	7.0	MMAO470
Ø5.0	0	MMAO500
	1.0	MMAO510
	2.0	MMAO520
	3.0	MMAO530
	4.0	MMAO540
	5.0	MMAO550
	6.0	MMAO560
	7.0	MMAO570



Meg-Magnet Package

- 1 Meg-Magnet Abutment
- 1 Magnet (Ø4.5-S, Ø5.0-R)
- 1 Magnetic Positioner

*Caution!

[Magnetic Positioner]

- Use according to the standard
- : Small(White)/ Regular(Green)
- Do not reuse

[Magnet]


- Do not heat above 70°C
- : Loss of magnetism at high temperatures
- : If sterilization is required, alcohol disinfection is recommended, not autoclave
- Remove if taking MRI.
- No direct contact between products during the procedure
- : Difficulty in separation due to attraction between magnets

Profile Diameter	Cuff Height (mm)	Ref.C
Ø4.5	0	MMAO400P
	1.0	MMAO410P
	2.0	MMAO420P
	3.0	MMAO430P
	4.0	MMAO440P
	5.0	MMAO450P
	6.0	MMAO460P
	7.0	MMAO470P
Ø5.0	0	MMAO500P
	1.0	MMAO510P
	2.0	MMAO520P
	3.0	MMAO530P
	4.0	MMAO540P
	5.0	MMAO550P
	6.0	MMAO560P
	7.0	MMAO570P



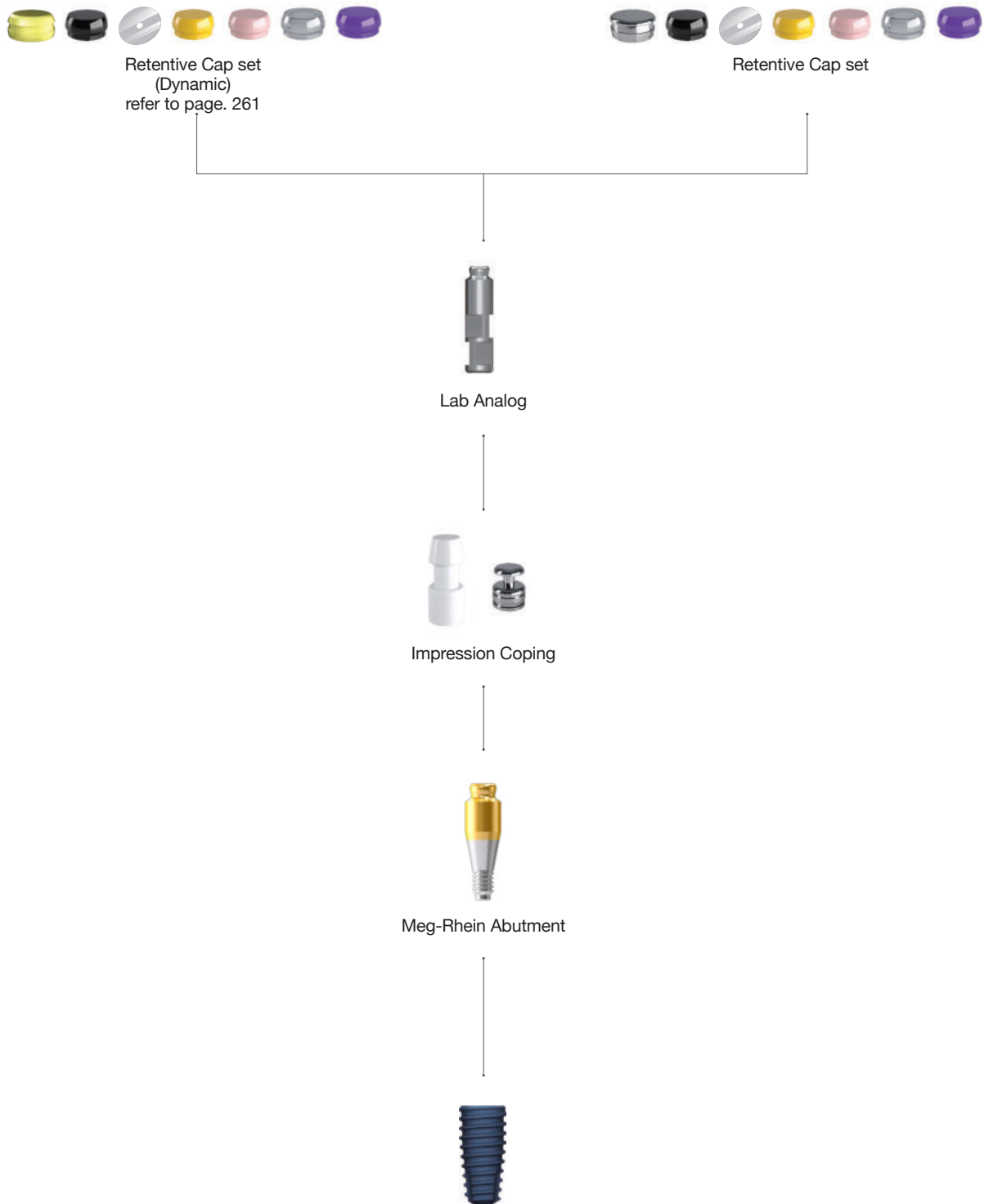
Meg-Magnet Attachment Set

Size	Ref.C
Small	MA402
Regular	MA502



III. Overdenture Prosthesis

5. Meg-Rhein Abutment & Components



➡ Meg-Rhein Overdenture System

Meg-Rhein Overdenture System

(Dynamic)

- 1 Meg-Rhein Abutment
- 1 Plastic Impression Coping
- 1 Stainless Steel Housing (Dynamic) & Black-Lab
- 1 Protective Disk
- 4 Retentive Caps
(Yellow-0.6kgf, Pink-1.2kgf, White-1.8kgf, Violet-2.7kgf)

- Perfect compatibility with the Rhein83 from Italy.
- Recommend torque : 15Ncm.

Cuff Height (mm)	Ref.C
0	DR00PA
1.0	DR01PA
2.0	DR02PA
3.0	DR03PA
4.0	DR04PA
5.0	DR05PA
6.0	DR06PA



Meg-Rhein Overdenture System

- 1 Meg-Rhein Abutment
- 1 Plastic Impression Coping
- 1 Stainless Steel Housing
- 1 Protective Disk
- 5 Retentive Caps
(Black-Lab, Yellow-0.6kgf, Pink-1.2kgf, White-1.8kgf, Violet-2.7kgf)


- Perfect compatibility with the Rhein83 from Italy.
- Recommend torque : 15Ncm.

Cuff Height (mm)	Ref.C
0	DR00P
1.0	DR01P
2.0	DR02P
3.0	DR03P
4.0	DR04P
5.0	DR05P
6.0	DR06P



►► Overdenture System

Advantages

Small & Easy-to-Use Housing System 

Tilting Angle

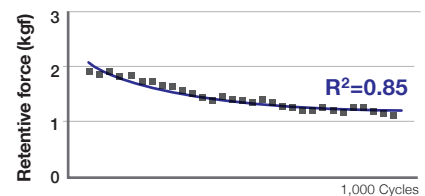
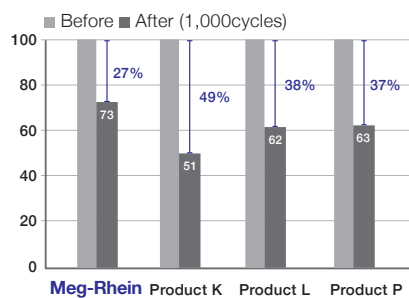
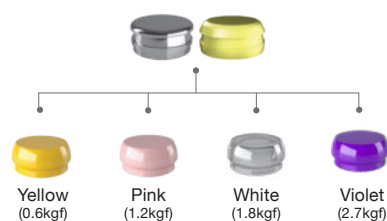


Various Retentive Caps of the Meg-Rhein

Low Reduction Rate & Uniform Variance of Retentive Force

Normal



Dynamic



R^2 (Coefficient of determination) becomes more reliable when it is close to "1".

➔ Components for Meg-Rhein Abutment

Stainless Steel Housing

- 5ea/pack

Ref.C
MHP



Stainless Steel Housing

(Dynamic)

- 5ea/pack

Ref.C
THP



Retentive Caps (White)

- White cap(1.8kgf) - For refill (5ea/pack).
- Can be used for more retentive force following pink cap(1.2kgf).

Ref.C
RCWP



Retentive Caps (Violet)

- Violet cap(2.7kgf) - For refill (5ea/pack).
- Can be used for more retentive force following white cap(1.8kgf).

Ref.C
RCVP



Retentive Caps (Pink)

- Pink cap(1.2kgf) - For refill (5ea/pack).

Ref.C
RCPP



Retentive Caps (Yellow)

- Yellow cap(0.6kgf) - For refill (5ea/pack).

Ref.C
RCYP



Retentive Caps (Black)

- For laboratory

Ref.C
RCBP



Stainless Impression
Coping (Pick-Up)

- 2ea/pack.
- Italy - Rhein 83 products.
- For accurate (pick-up type) impression.
- Metal with groove design to prevent from swaying.

Ref.C
044CAIN



Lab Analog


Ref.C
PLA



Retentive Cap
Removal Tool

- Retentive Cap removal tool.


Ref.C
091EC



Retentive Cap
Insertion Tool

- Retentive Cap insertion tool.

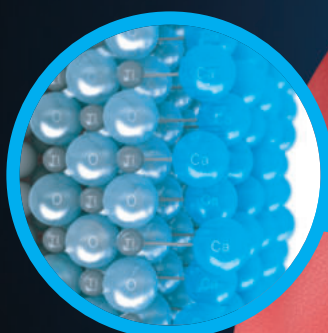
Ref.C
085IAC



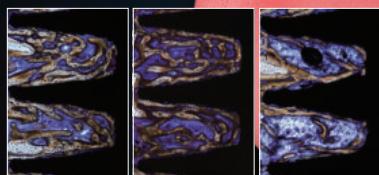
**What is the fastest
Integration time ?**

Ask AnyOne[®]

XPEED[®] surface treatment
inducing rapid osseointegration



- Induction of faster and stronger Osseointegration by Ca^{2+} ion deposition on S-L-A surface
- Complete removal of acid residue by neutralization reaction during XPEED procedure.




XPEED[®]

S-L-A


RBM

XPEED Surface Treatment presents much faster & stronger Osseointegration than RBM or S-L-A

High initial fixation!
KnifeThread[®]



- Securement of initial stability with higher BIC
- Decentralize the stress on Cancellous bone
- Design that increases resistance and minimizes shearing force



1. Stable dispersion of stress with Buttress Thread shape
2. Easier Insertion with Sharp Thread shape
3. Increase the surface area of the round side compared with the straight side.

AnyOne Internal Clinical Case

➡ Clinical Case 1

- Courtesy of Dr. Jung Sam Lee

Single molar implant with bone augmentation.

Fig 1. The second molar was missing and the alveolar bone was moderated resorbed.

Fig 2. Osteotomy socket was made with drilling.

Fig 3. An implant was placed with excellent initial stability. Even there was no bone defect around the implant, bone graft was planned to make strong periimplant tissue.

Fig 4. Autogenous bone was harvested from the ramus with Auto-Max.

Fig 5. Bone grafting with collagen membrane coverage was made.

Fig 6. Tight soft tissue adaptation with the healing abutment.

Fig 7. Soft tissue profile after 3 months.

Fig 8. Before and after treatment. (6 months from the surgery)

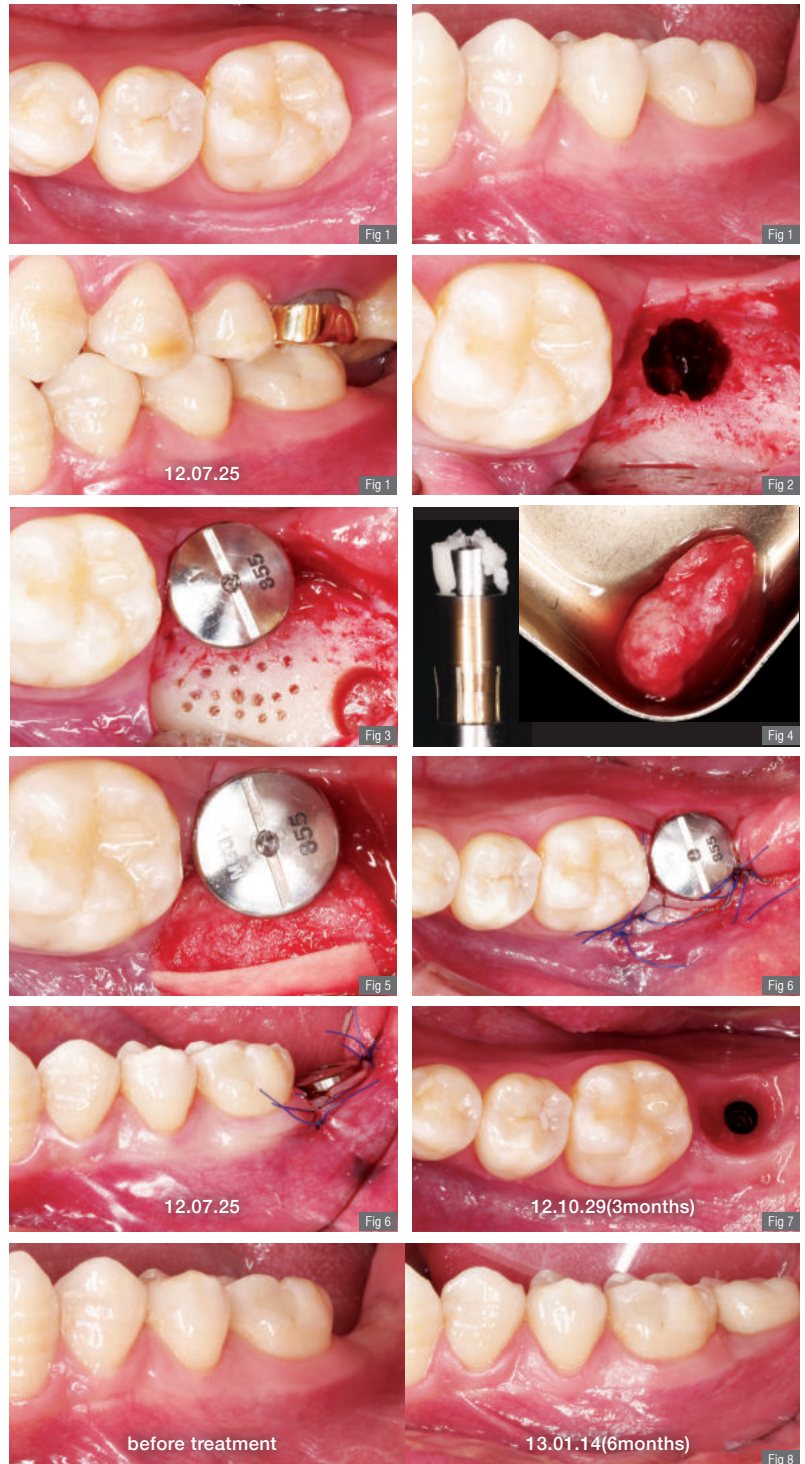
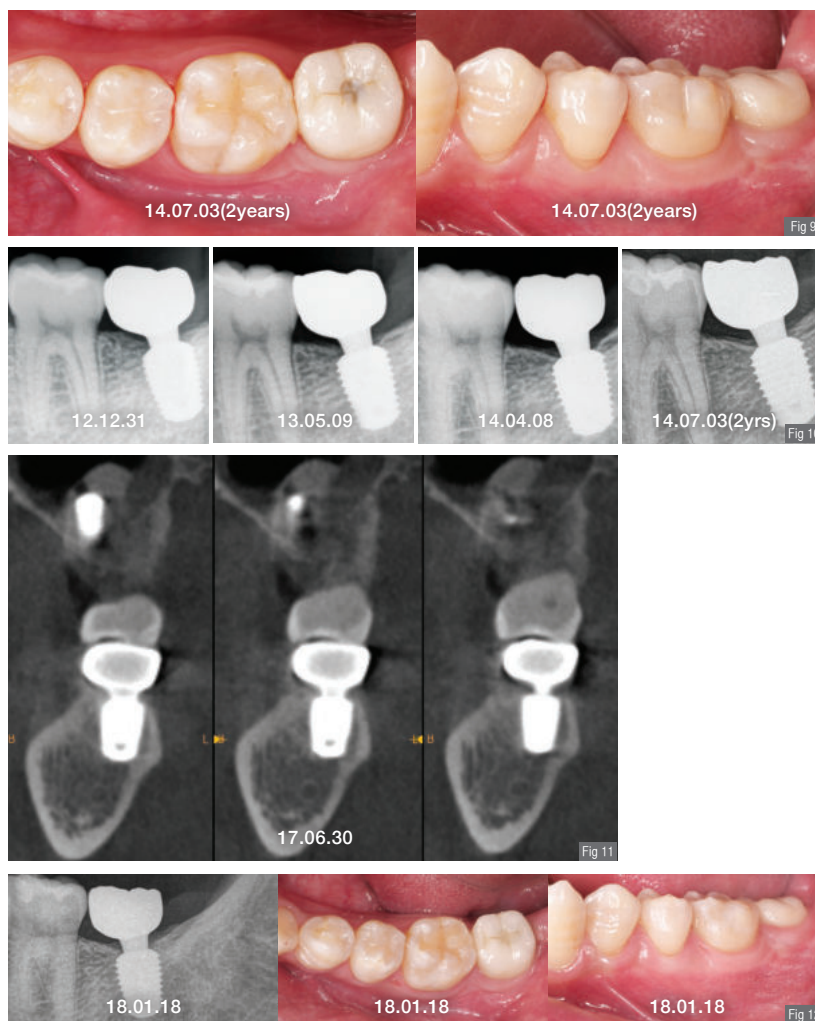


Fig 9. 2 years after surgery. Excellent esthetics and functions were maintained.

Fig 10. Intraoral radiographs on the follow-ups. Crestal bone maturation appeared interesting with time.

Fig 11. 5 years after surgery

Fig 12. 5.5 years after surgery



➡ Clinical Case 2

- Courtesy of Dr. Jung Sam Lee

Two molar implants with i-Gen membrane.

Fig 1. The patient wanted to reconstruct two mandibular molars with implants.

Fig 2. There were moderate vertical and horizontal bone resorptions on the recipient sites.

Fig 3. After drilling for the osteotomy sockets, particulated autogenous bone was harvested with Auto-Max. PRP was prepared with patient's blood and mixed with autogenous and bovine bone.

Fig 4. Two implants were placed with excellent initial stability. There was no defect around implants, but bone regeneration was planned to make stable peri-implant tissues with i-Gen membrane and collagen membrane.

Fig 5. Primary closure was made following periosteal releasing incision.

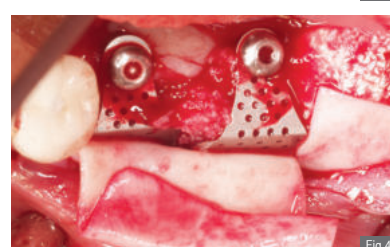
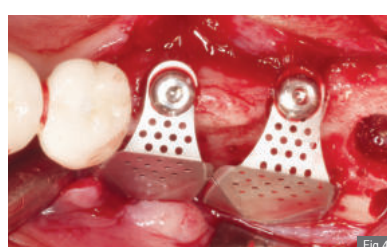
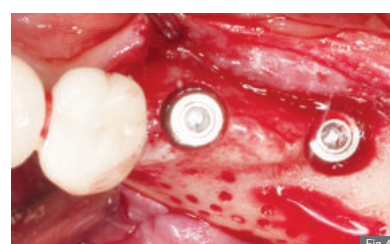
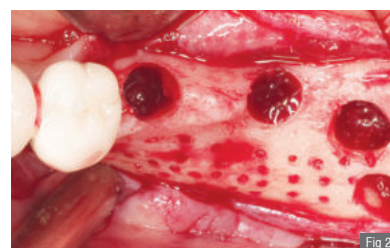


Fig 6. i-Gen membranes were removed after 2 months with simple incision. The regeneration appeared excellently with enough horizontal bone volume.

Fig 7. FGG was made to increase peri-implant keratinized gingiva.

Fig 8. Zirconia customized abutments with Ti-insert and full Zirconia crowns were made.

Fig 9. Clinical views after 1.5 years from the delivery of final restorations.

Fig 10. Intraoral radiograph after 11 months.

Fig 11. 5 years 1 month after surgery

